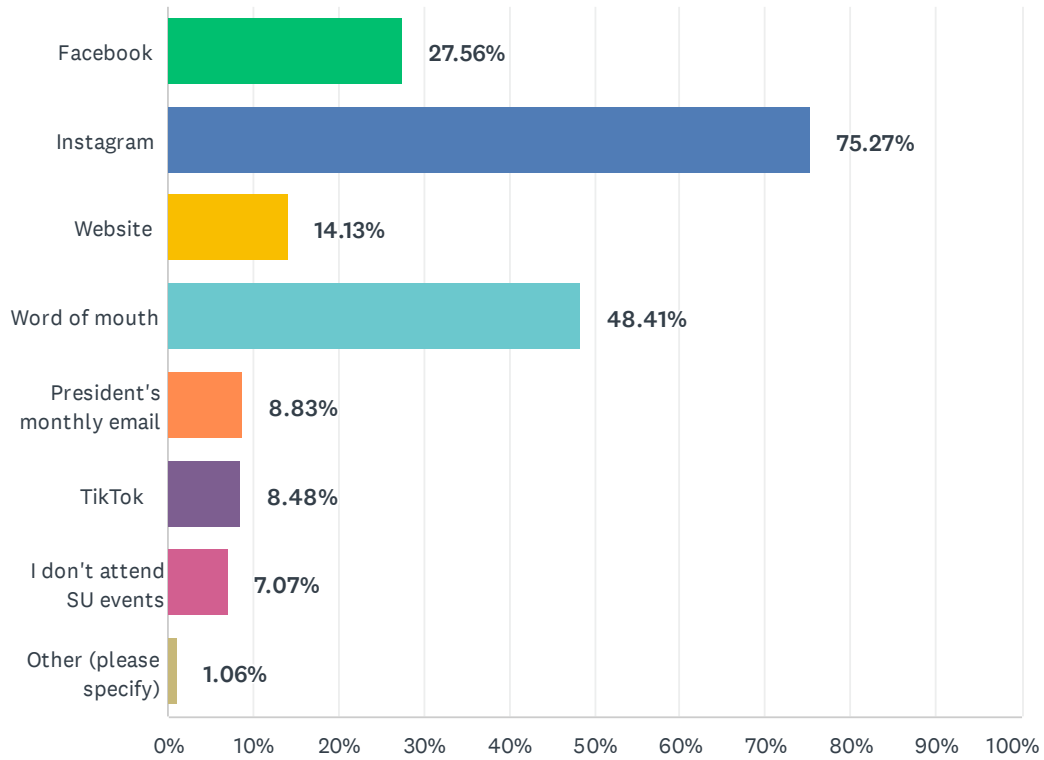


# Q1 How do you hear about SU events? Please check all that apply.

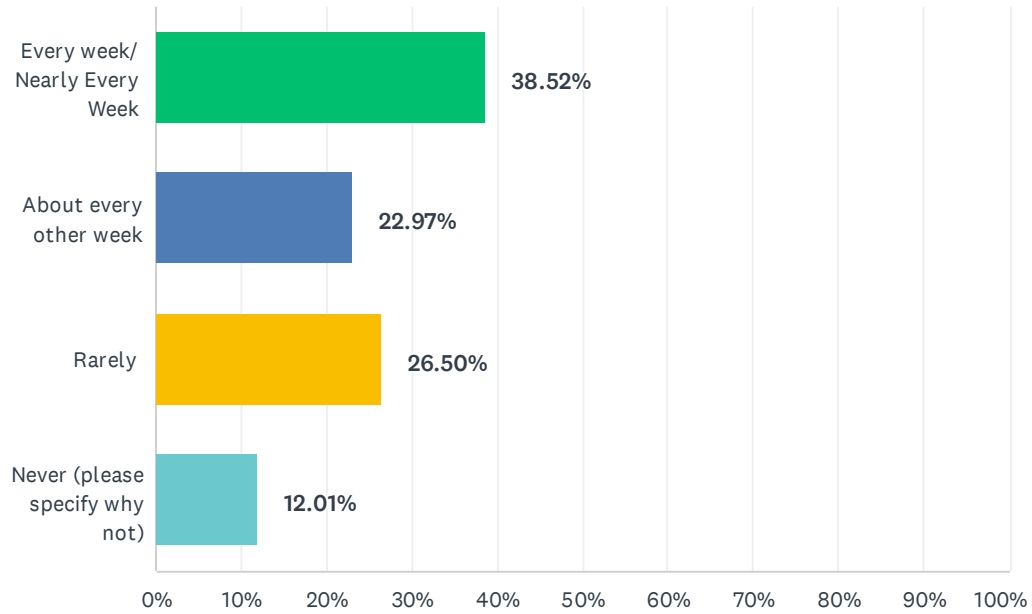
Answered: 283 Skipped: 0



ANSWER CHOICES	RESPONSES	
Facebook	27.56%	78
Instagram	75.27%	213
Website	14.13%	40
Word of mouth	48.41%	137
President's monthly email	8.83%	25
TikTok	8.48%	24
I don't attend SU events	7.07%	20
Other (please specify)	1.06%	3
Total Respondents: 283		

## Q2 How often do you attend a Wednesday night in The Barn?

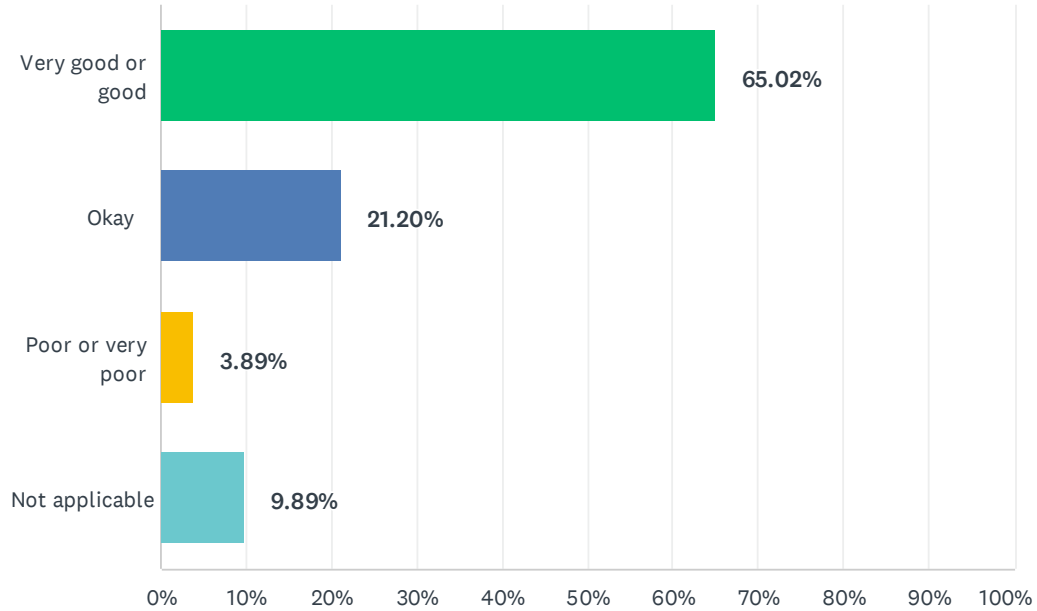
Answered: 283 Skipped: 0



ANSWER CHOICES	RESPONSES	
Every week/ Nearly Every Week	38.52%	109
About every other week	22.97%	65
Rarely	26.50%	75
Never (please specify why not)	12.01%	34
<b>TOTAL</b>		<b>283</b>

### Q3 If you have socialised in The Barn, how would you rate your experience?

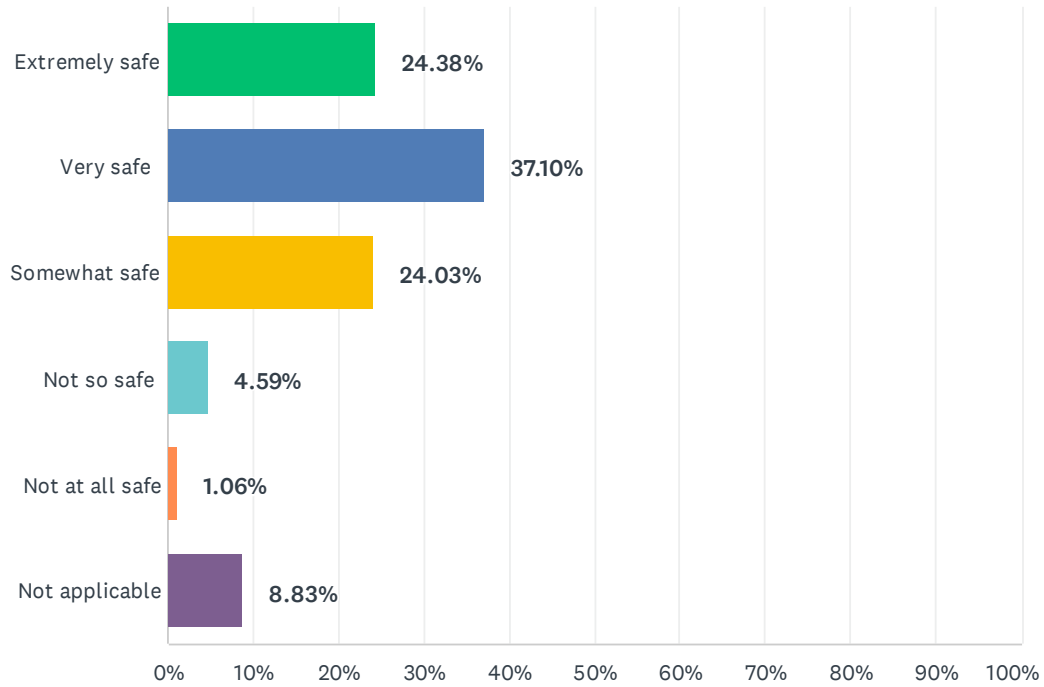
Answered: 283 Skipped: 0



ANSWER CHOICES	RESPONSES	
Very good or good	65.02%	184
Okay	21.20%	60
Poor or very poor	3.89%	11
Not applicable	9.89%	28
<b>TOTAL</b>		<b>283</b>

## Q4 How safe do you feel at SU events in The Barn?

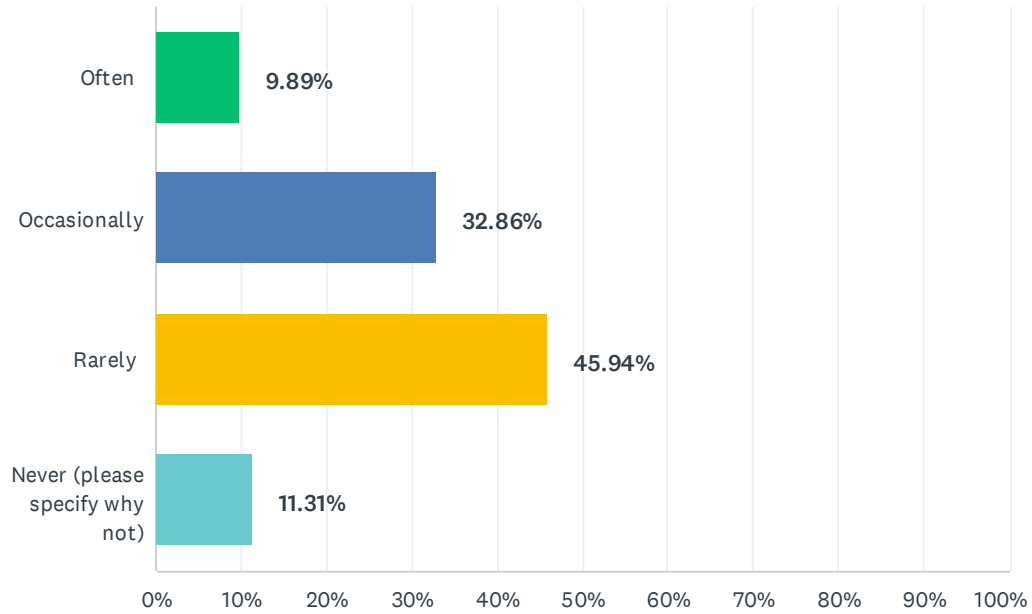
Answered: 283 Skipped: 0



ANSWER CHOICES	RESPONSES	
Extremely safe	24.38%	69
Very safe	37.10%	105
Somewhat safe	24.03%	68
Not so safe	4.59%	13
Not at all safe	1.06%	3
Not applicable	8.83%	25
<b>TOTAL</b>		<b>283</b>

## Q5 How often do you socialise in the Welly?

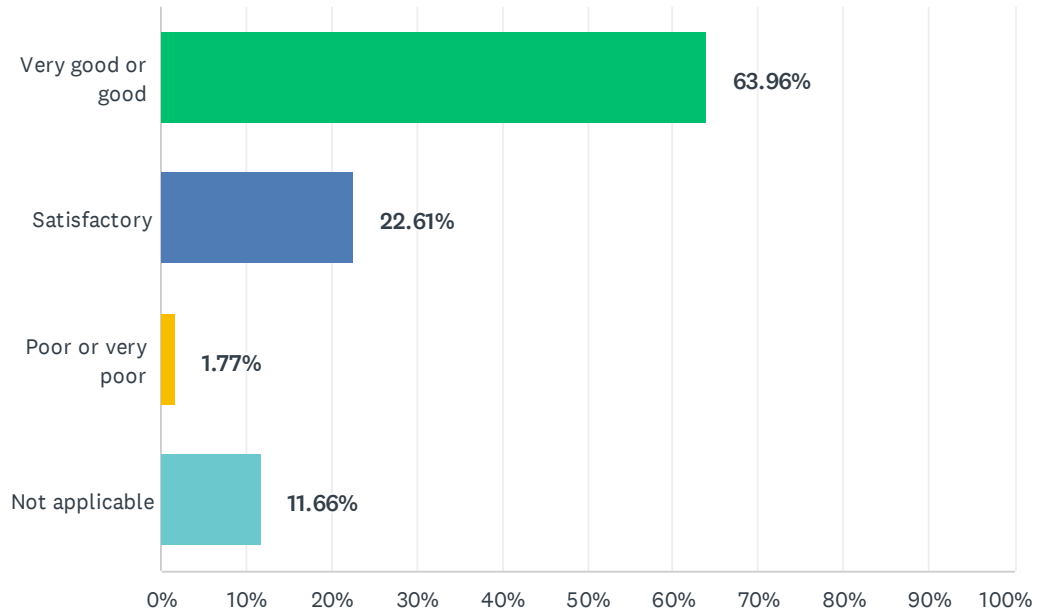
Answered: 283 Skipped: 0



ANSWER CHOICES	RESPONSES	
Often	9.89%	28
Occasionally	32.86%	93
Rarely	45.94%	130
Never (please specify why not)	11.31%	32
<b>TOTAL</b>		<b>283</b>

## Q6 If you have socialised in the Welly, how would you rate your experience?

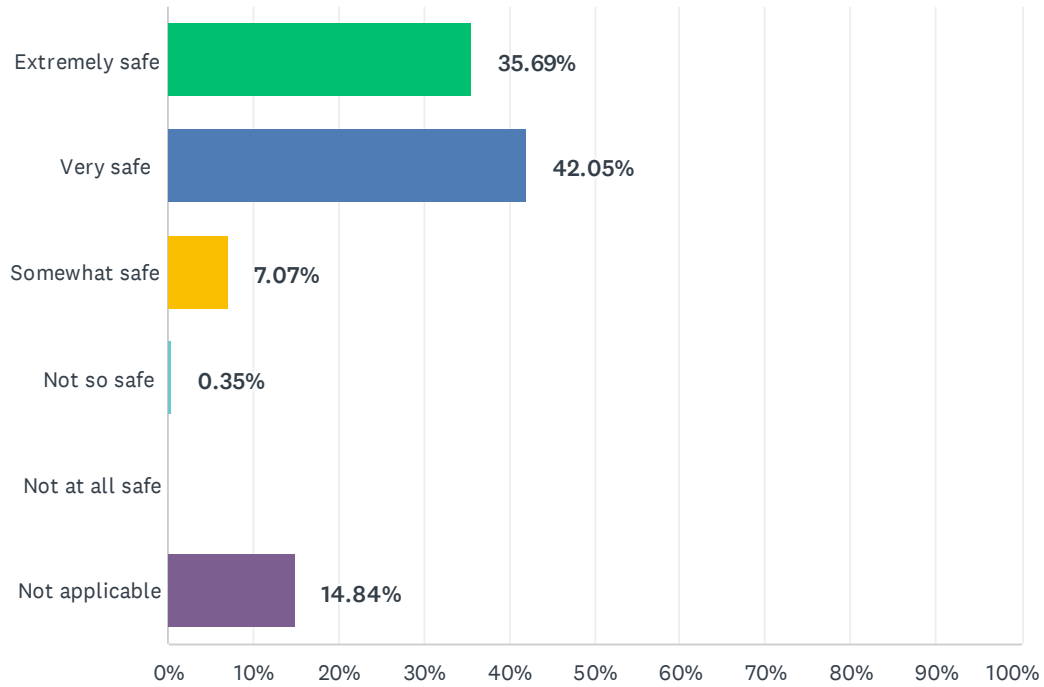
Answered: 283 Skipped: 0



ANSWER CHOICES	RESPONSES	
Very good or good	63.96%	181
Satisfactory	22.61%	64
Poor or very poor	1.77%	5
Not applicable	11.66%	33
<b>TOTAL</b>		<b>283</b>

## Q7 How safe do you feel at SU events in The Welly?

Answered: 283 Skipped: 0



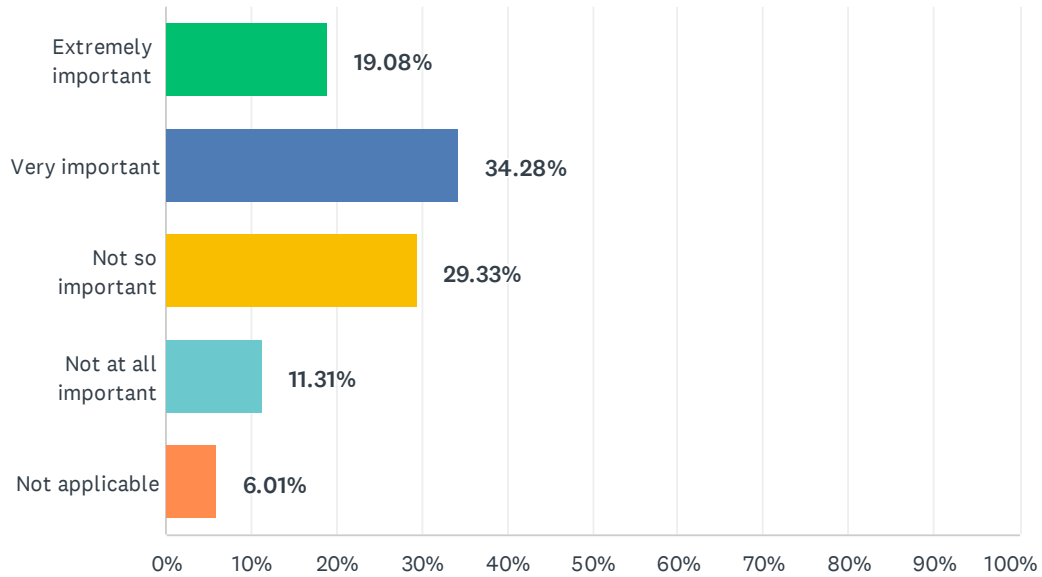
ANSWER CHOICES	RESPONSES	
Extremely safe	35.69%	101
Very safe	42.05%	119
Somewhat safe	7.07%	20
Not so safe	0.35%	1
Not at all safe	0.00%	0
Not applicable	14.84%	42
<b>TOTAL</b>		<b>283</b>

Q8 In response to student feedback, HASU has made changes to our security team. Is there anything that you would like us to know regarding your experiences with HASU security in our venues?

Answered: 212 Skipped: 71

### Q9 How important is it to have a 'Quiet Space' in HASU venues in which students can sit and relax without leaving the venue?

Answered: 283 Skipped: 0



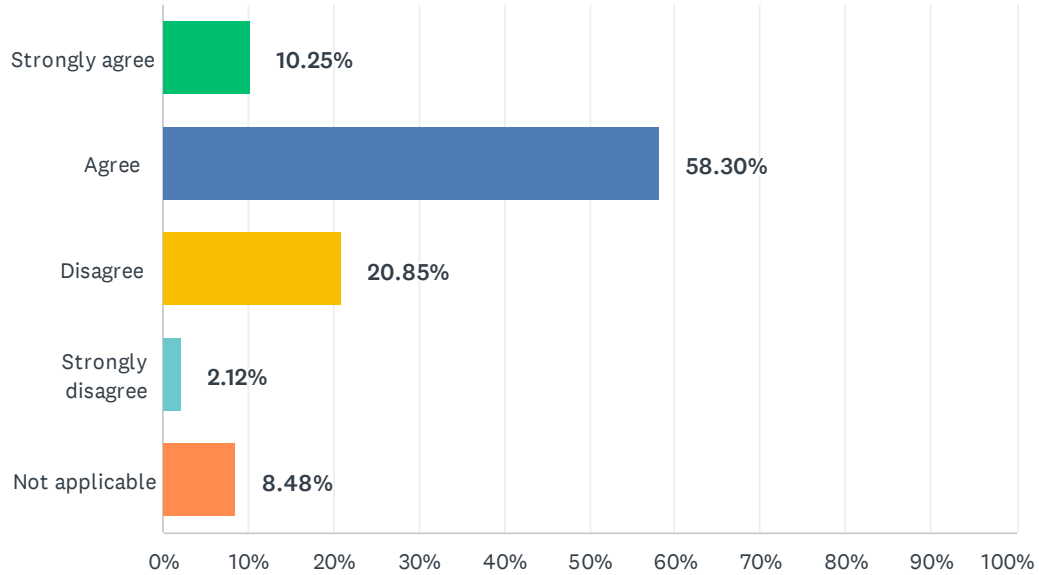
ANSWER CHOICES	RESPONSES	
Extremely important	19.08%	54
Very important	34.28%	97
Not so important	29.33%	83
Not at all important	11.31%	32
Not applicable	6.01%	17
<b>TOTAL</b>		<b>283</b>

**Q10 Are there any ways that we can improve your experience in the Welly and/or Barn?**

Answered: 215 Skipped: 68

### Q11 To what extent do you agree with the statement "Nights out in the SU venues are high quality"?

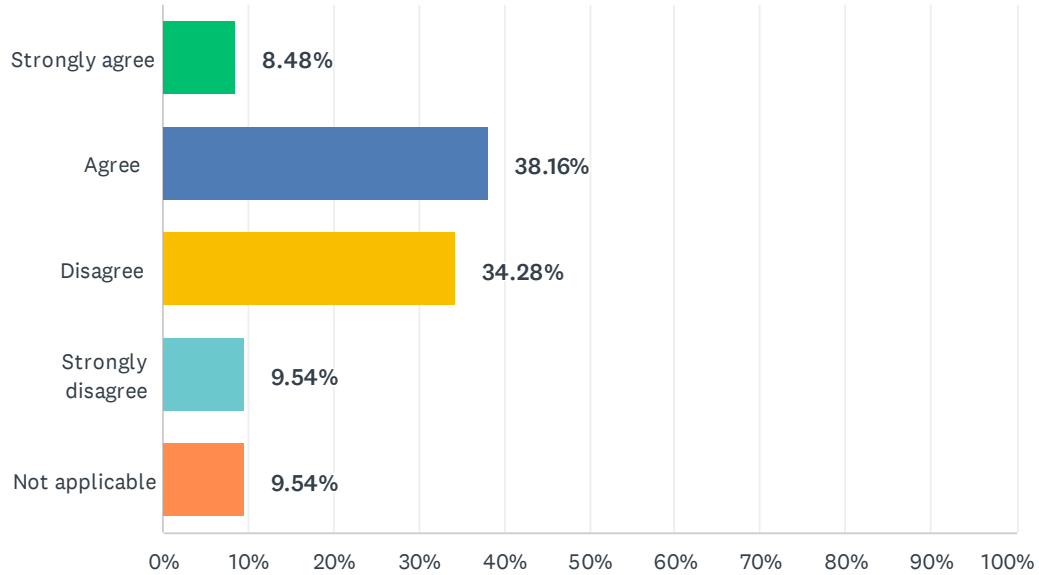
Answered: 283 Skipped: 0



ANSWER CHOICES	RESPONSES	
Strongly agree	10.25%	29
Agree	58.30%	165
Disagree	20.85%	59
Strongly disagree	2.12%	6
Not applicable	8.48%	24
<b>TOTAL</b>		<b>283</b>

## Q12 To what extent do you agree with the statement "Nights out in the SU venues represent good value for money"?

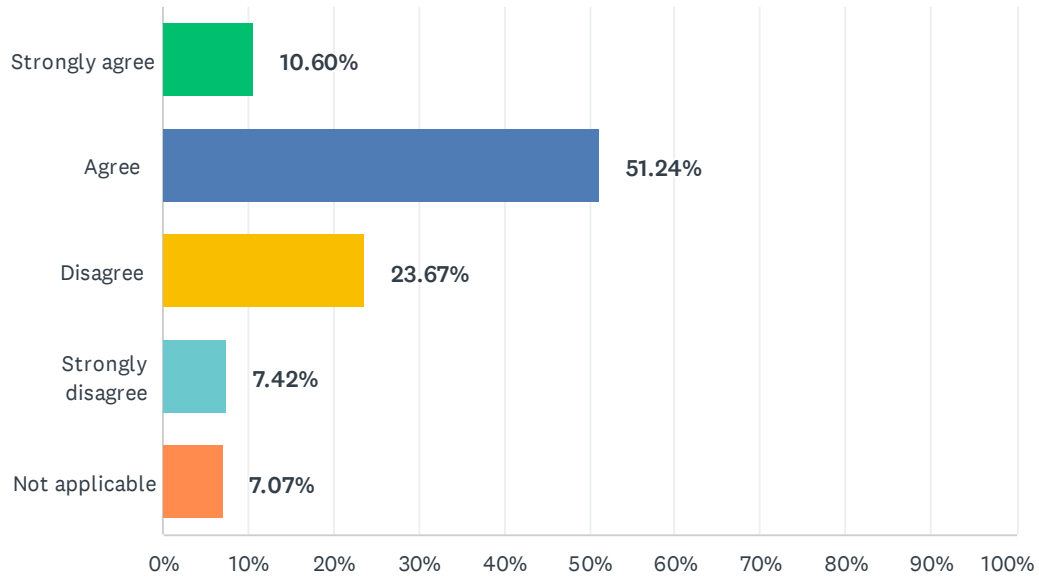
Answered: 283 Skipped: 0



ANSWER CHOICES	RESPONSES	
Strongly agree	8.48%	24
Agree	38.16%	108
Disagree	34.28%	97
Strongly disagree	9.54%	27
Not applicable	9.54%	27
<b>TOTAL</b>		<b>283</b>

### Q13 To what extent do you agree with the statement "Drinks prices in the SU venues represent good value for money"?

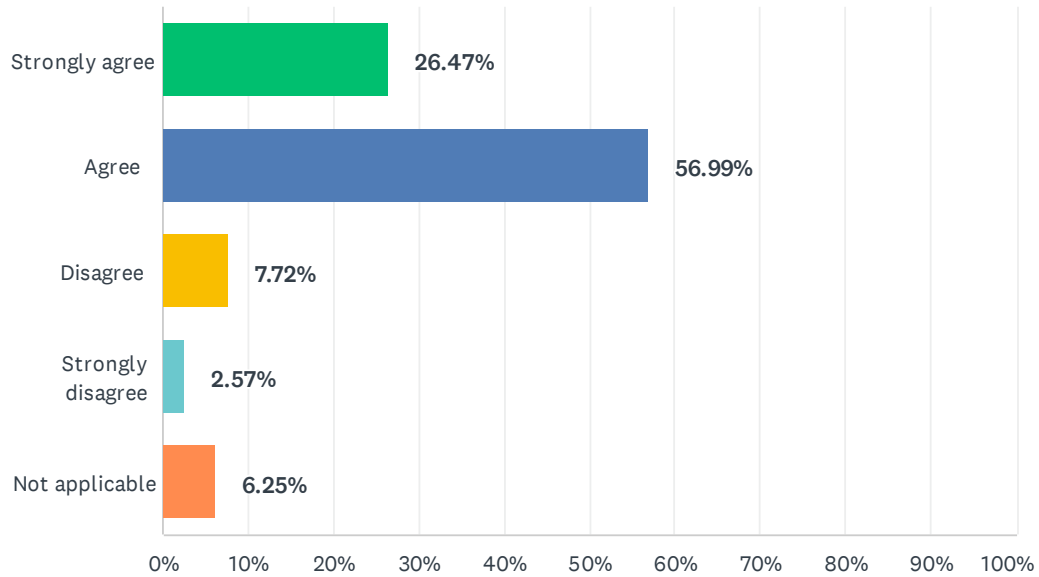
Answered: 283 Skipped: 0



ANSWER CHOICES	RESPONSES	
Strongly agree	10.60%	30
Agree	51.24%	145
Disagree	23.67%	67
Strongly disagree	7.42%	21
Not applicable	7.07%	20
<b>TOTAL</b>		<b>283</b>

### Q14 To what extent do you agree with the following "the SU provides a diverse range of clubs"?

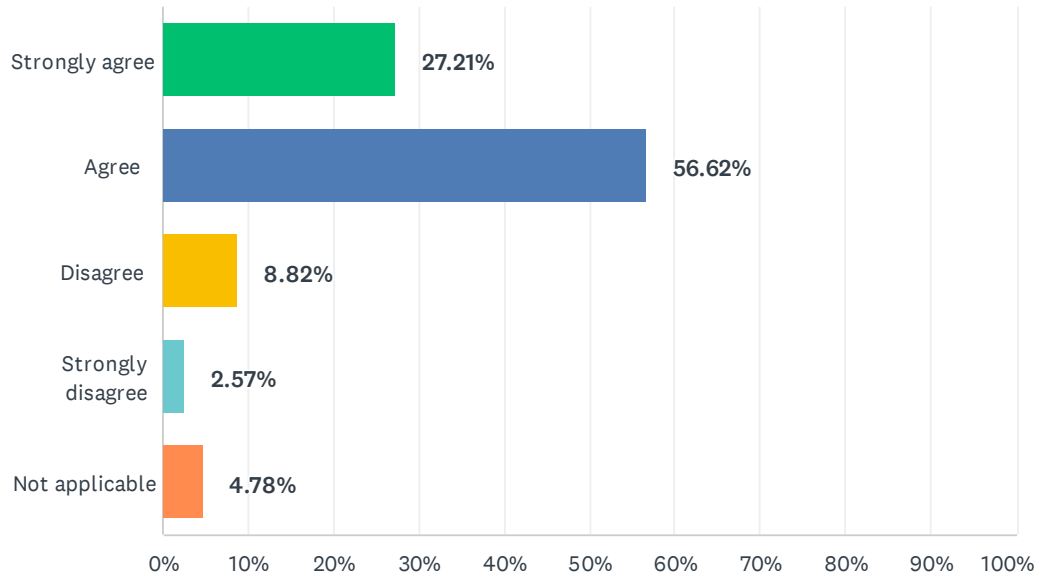
Answered: 272 Skipped: 11



ANSWER CHOICES	RESPONSES	
Strongly agree	26.47%	72
Agree	56.99%	155
Disagree	7.72%	21
Strongly disagree	2.57%	7
Not applicable	6.25%	17
<b>TOTAL</b>		<b>272</b>

### Q15 To what extent do you agree with the following "the SU provides a diverse range of societies"?

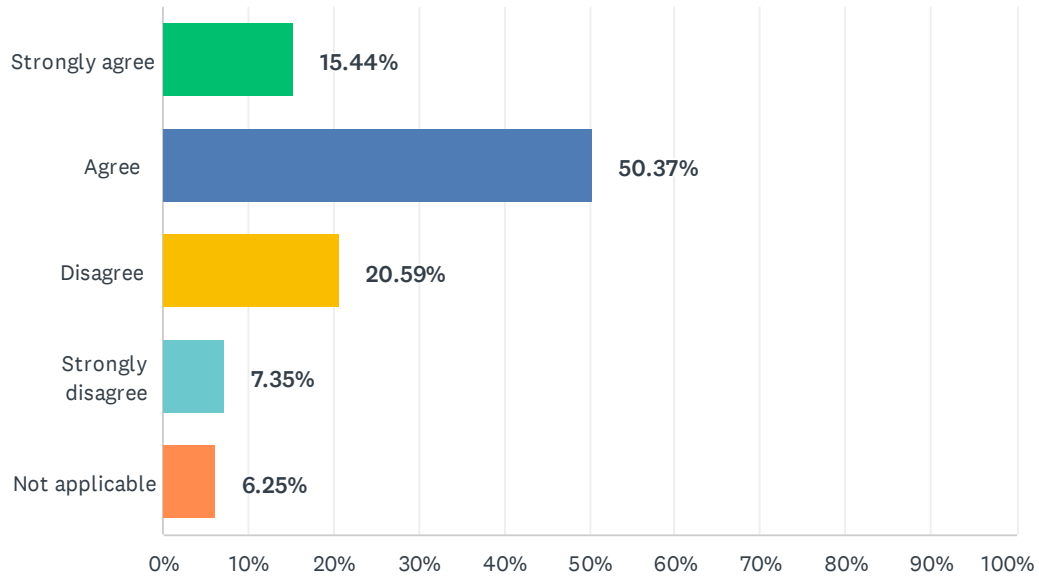
Answered: 272 Skipped: 11



ANSWER CHOICES	RESPONSES	
Strongly agree	27.21%	74
Agree	56.62%	154
Disagree	8.82%	24
Strongly disagree	2.57%	7
Not applicable	4.78%	13
<b>TOTAL</b>		<b>272</b>

### Q16 To what extent do you agree with the following "HASU societies are inviting and inclusive to all"?

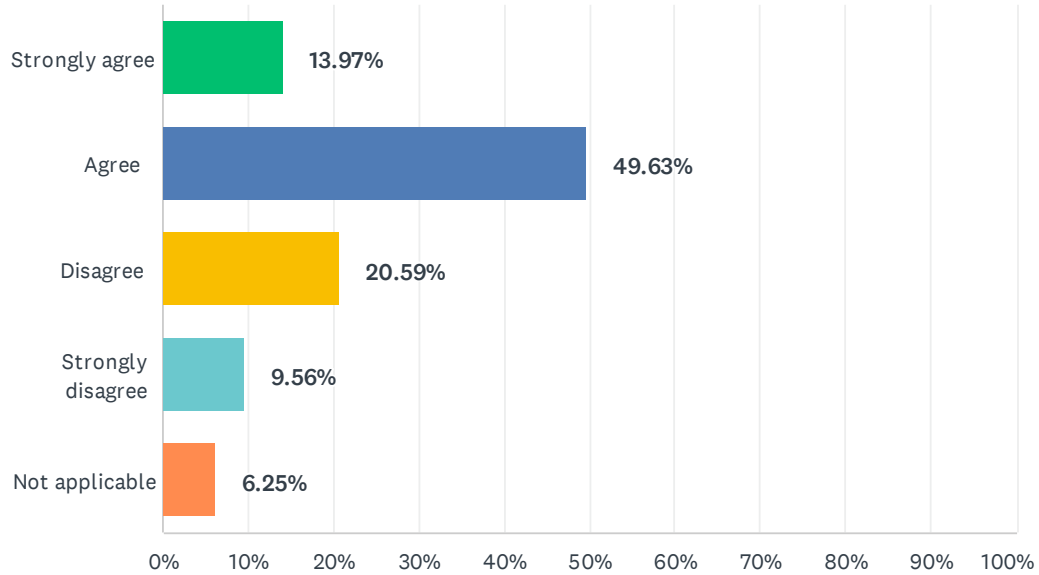
Answered: 272 Skipped: 11



ANSWER CHOICES	RESPONSES	
Strongly agree	15.44%	42
Agree	50.37%	137
Disagree	20.59%	56
Strongly disagree	7.35%	20
Not applicable	6.25%	17
<b>TOTAL</b>		<b>272</b>

### Q17 To what extent do you agree with the following "HASU clubs are inviting and inclusive to all"?

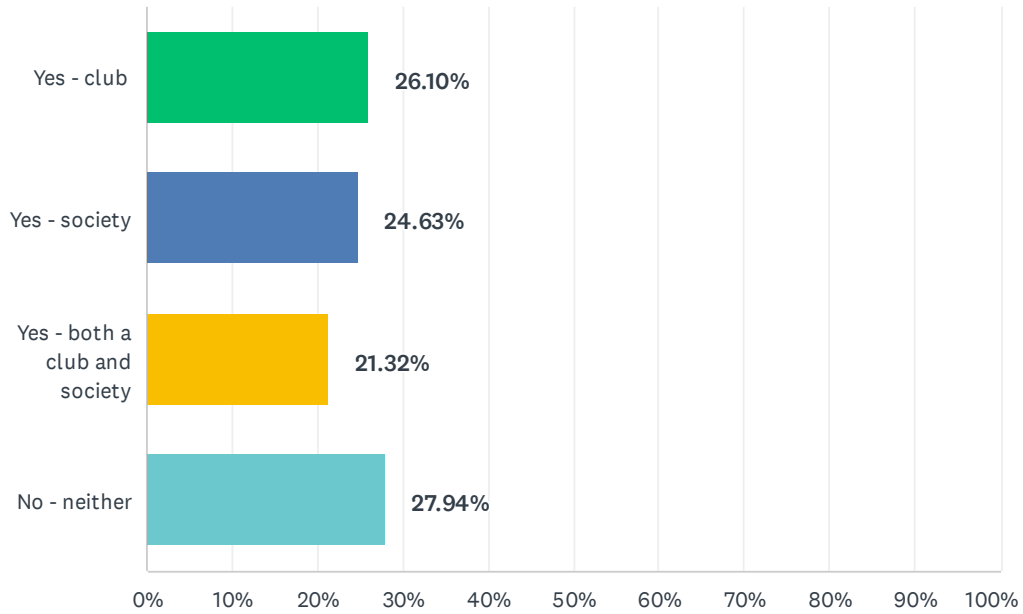
Answered: 272 Skipped: 11



ANSWER CHOICES	RESPONSES	
Strongly agree	13.97%	38
Agree	49.63%	135
Disagree	20.59%	56
Strongly disagree	9.56%	26
Not applicable	6.25%	17
<b>TOTAL</b>		<b>272</b>

## Q18 Have you joined an SU club or society this year?

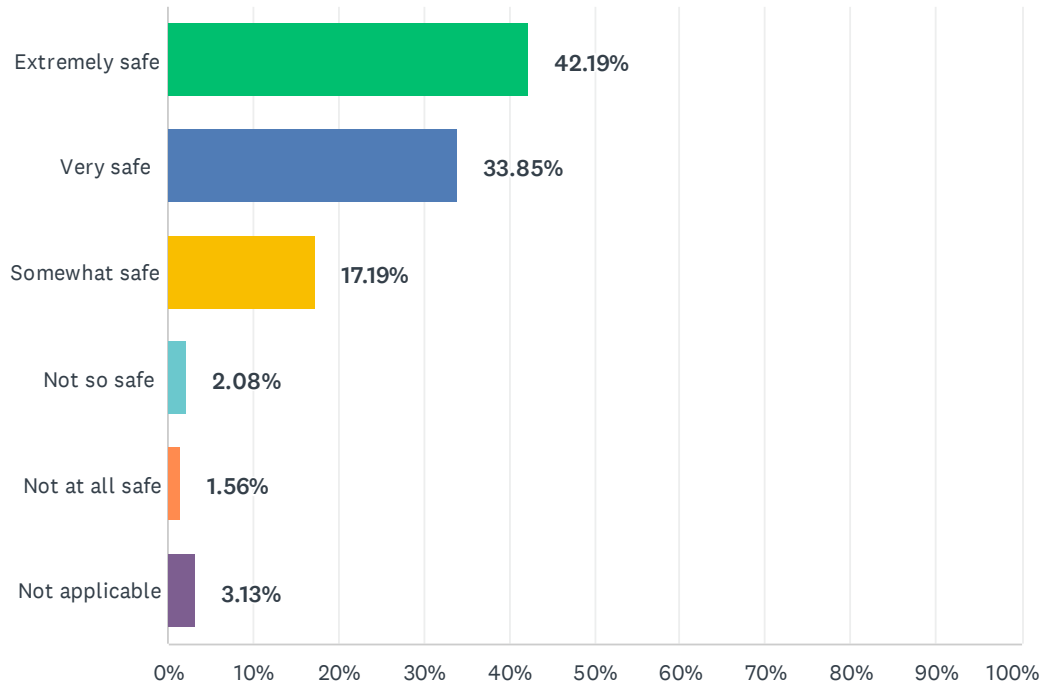
Answered: 272 Skipped: 11



ANSWER CHOICES	RESPONSES	
Yes - club	26.10%	71
Yes - society	24.63%	67
Yes - both a club and society	21.32%	58
No - neither	27.94%	76
<b>TOTAL</b>		<b>272</b>

## Q19 How safe do you feel at your clubs and/or society's socials?

Answered: 192 Skipped: 91



ANSWER CHOICES	RESPONSES	
Extremely safe	42.19%	81
Very safe	33.85%	65
Somewhat safe	17.19%	33
Not so safe	2.08%	4
Not at all safe	1.56%	3
Not applicable	3.13%	6
<b>TOTAL</b>		<b>192</b>

Q20 What impact (if any) has being a member of a club or society had on your experience as a student?

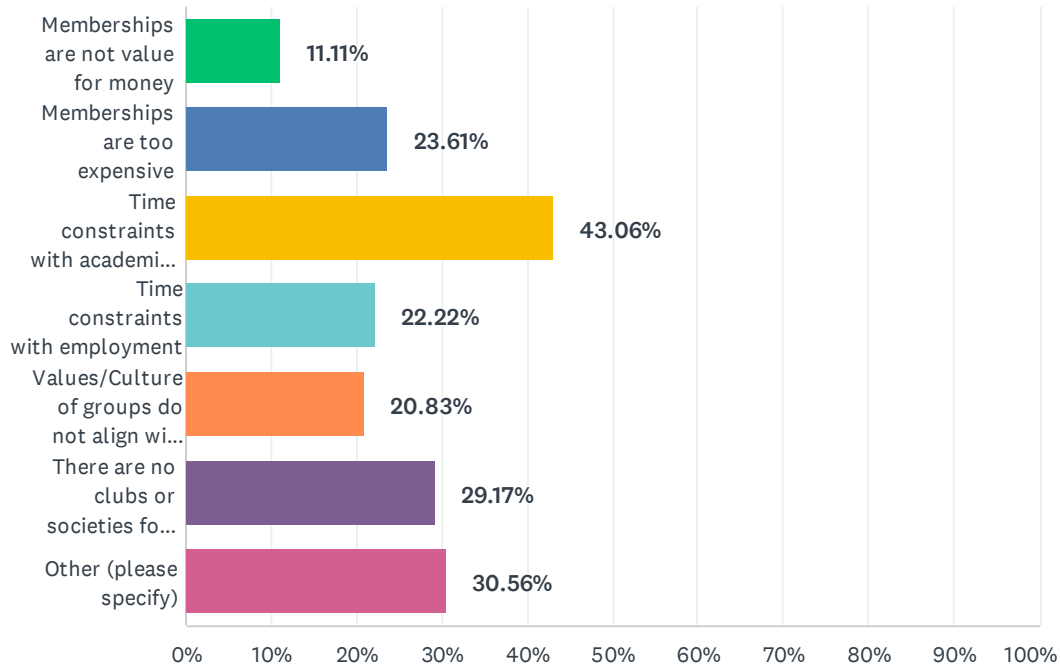
Answered: 159 Skipped: 124

**Q21 Is there any additional feedback regarding clubs and societies that you would like to add?**

Answered: 134 Skipped: 149

## Q22 You communicated that you are not a member of a HASU club or society. Please select all applicable reasons for not joining.

Answered: 72 Skipped: 211



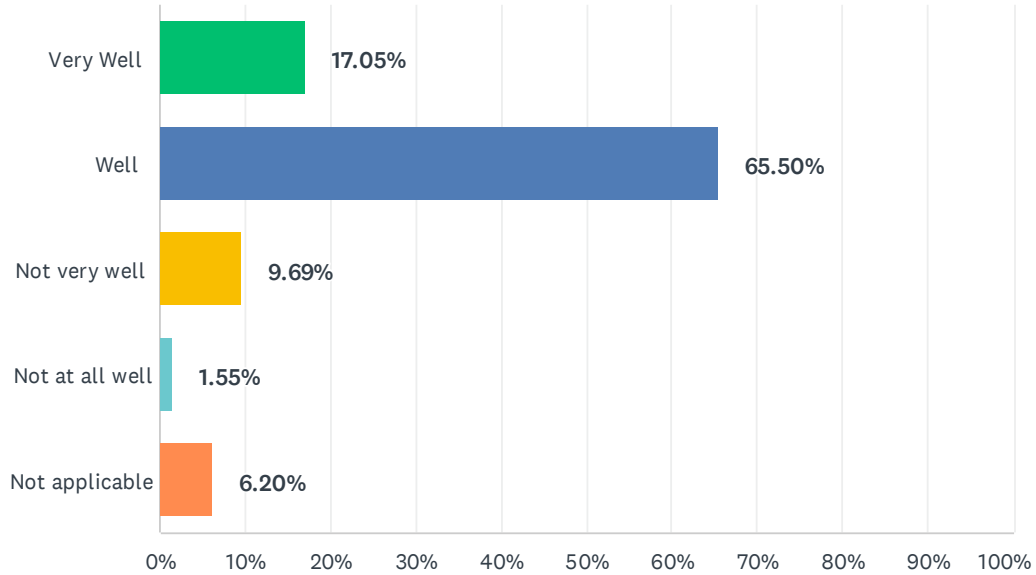
ANSWER CHOICES	RESPONSES	
Memberships are not value for money	11.11%	8
Memberships are too expensive	23.61%	17
Time constraints with academic work	43.06%	31
Time constraints with employment	22.22%	16
Values/Culture of groups do not align with my own	20.83%	15
There are no clubs or societies for my interests	29.17%	21
Other (please specify)	30.56%	22
Total Respondents: 72		

**Q23 Is there any additional feedback regarding clubs and societies that you would like to add?**

Answered: 45 Skipped: 238

## Q24 How well does Harper Adams Students' Union represent your academic interests?

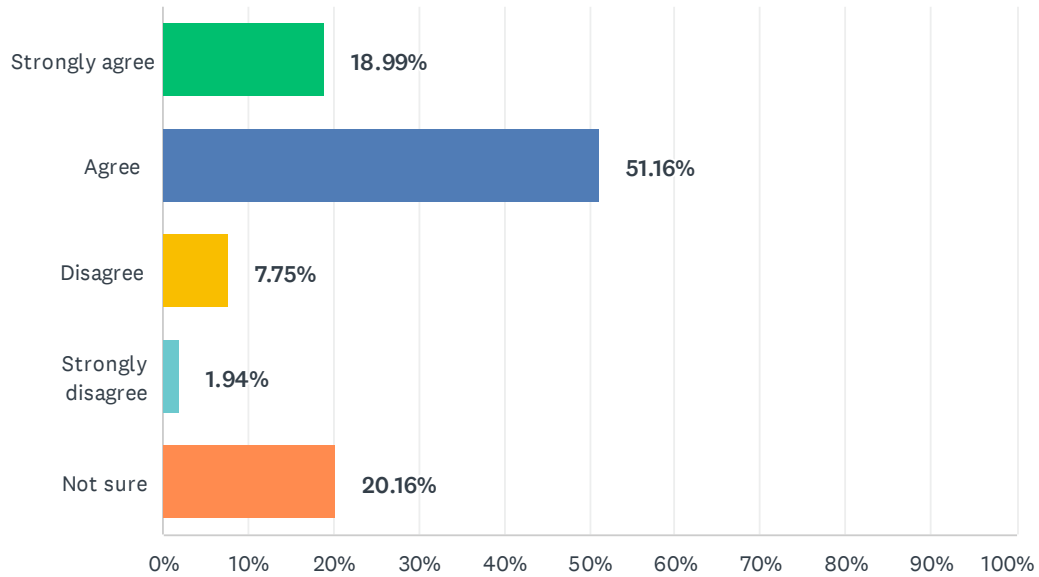
Answered: 258 Skipped: 25



ANSWER CHOICES	RESPONSES	
Very Well	17.05%	44
Well	65.50%	169
Not very well	9.69%	25
Not at all well	1.55%	4
Not applicable	6.20%	16
<b>TOTAL</b>		<b>258</b>

## Q25 To what extent do you agree with the following "Course Reps represent my voice at course committee meetings"?

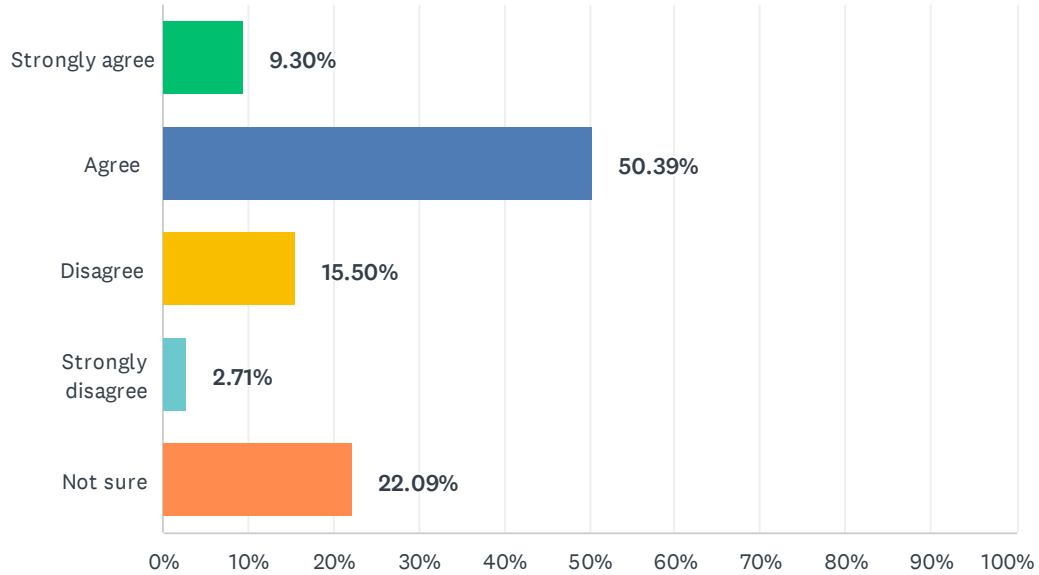
Answered: 258 Skipped: 25



ANSWER CHOICES	RESPONSES	
Strongly agree	18.99%	49
Agree	51.16%	132
Disagree	7.75%	20
Strongly disagree	1.94%	5
Not sure	20.16%	52
<b>TOTAL</b>		<b>258</b>

### Q26 To what extent do you agree with the following "the Students' Union spends its income entirely on the betterment of student life at Harper".

Answered: 258 Skipped: 25



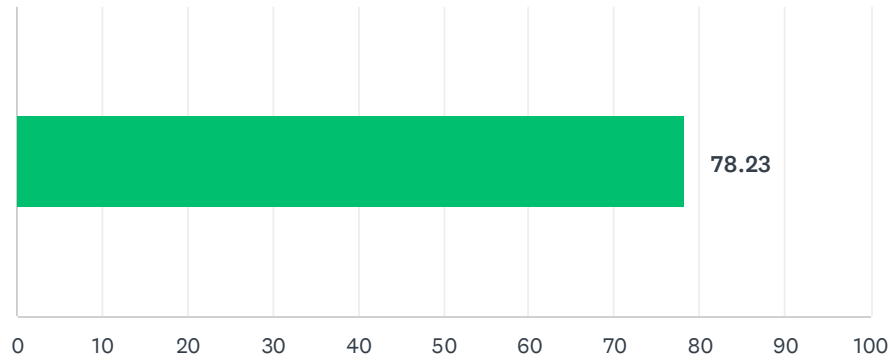
ANSWER CHOICES	RESPONSES	
Strongly agree	9.30%	24
Agree	50.39%	130
Disagree	15.50%	40
Strongly disagree	2.71%	7
Not sure	22.09%	57
<b>TOTAL</b>		<b>258</b>

**Q27 If you would like to provide context on your answer above please do so below.**

Answered: 95 Skipped: 188

## Q28 I feel like I can be myself at university.

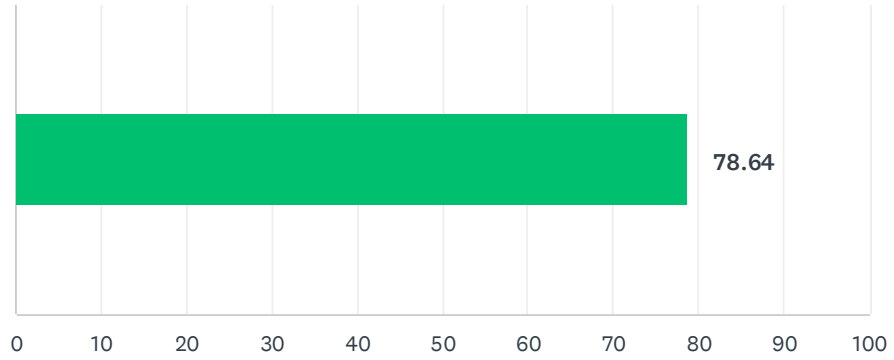
Answered: 253 Skipped: 30



ANSWER CHOICES	AVERAGE NUMBER	TOTAL NUMBER	RESPONSES
	78	19,793	253
Total Respondents: 253			

## Q29 I feel like my peers can be themselves while at university.

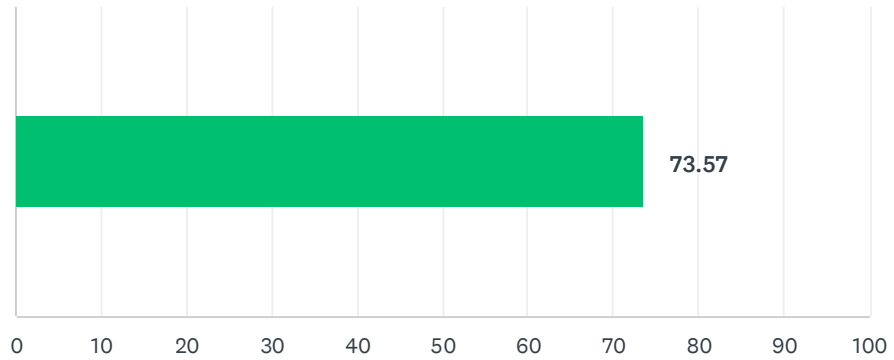
Answered: 253 Skipped: 30



ANSWER CHOICES	AVERAGE NUMBER	TOTAL NUMBER	RESPONSES
	79	19,897	253
Total Respondents: 253			

### Q30 I feel I am treated respectfully by other students.

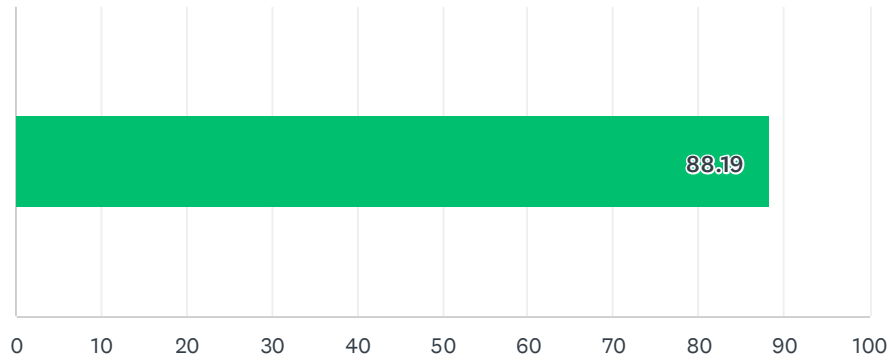
Answered: 253 Skipped: 30



ANSWER CHOICES	AVERAGE NUMBER	TOTAL NUMBER	RESPONSES
	74	18,614	253
Total Respondents: 253			

### Q31 I feel I am treated respectfully by staff.

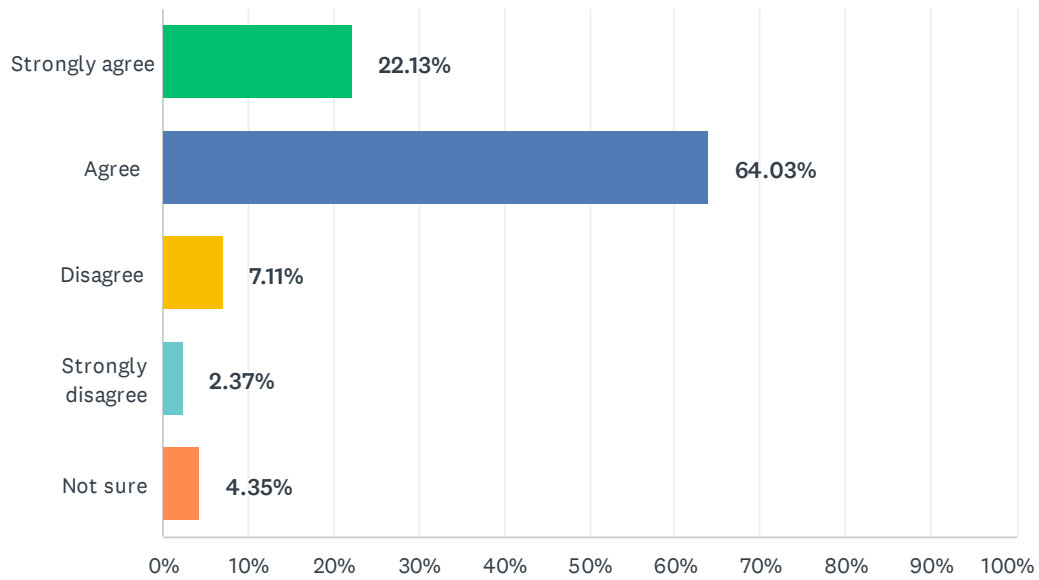
Answered: 253 Skipped: 30



ANSWER CHOICES	AVERAGE NUMBER	TOTAL NUMBER	RESPONSES
	88	22,311	253
Total Respondents: 253			

### Q32 Whilst at Harper I feel free to express my ideas, opinions, and beliefs.

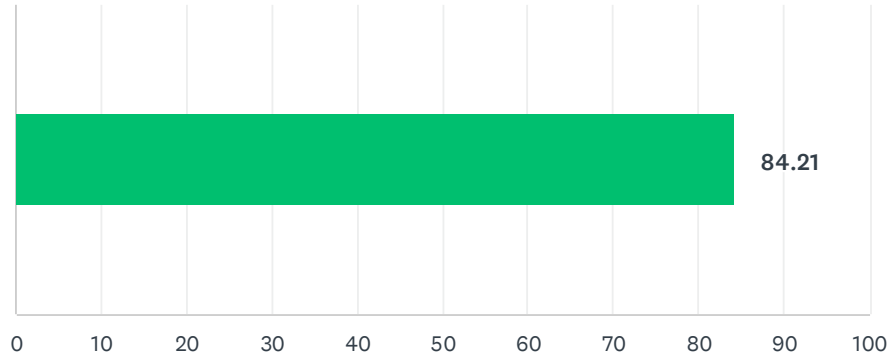
Answered: 253 Skipped: 30



ANSWER CHOICES	RESPONSES	
Strongly agree	22.13%	56
Agree	64.03%	162
Disagree	7.11%	18
Strongly disagree	2.37%	6
Not sure	4.35%	11
<b>TOTAL</b>		<b>253</b>

### Q33 How important is it to feel part of the Harper community?

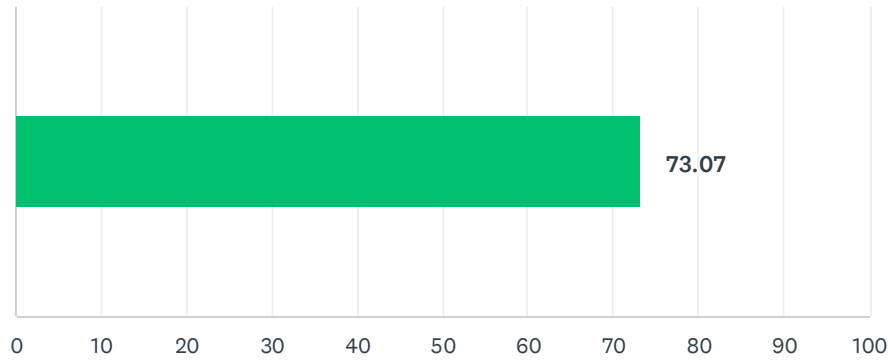
Answered: 253 Skipped: 30



ANSWER CHOICES	AVERAGE NUMBER	TOTAL NUMBER	RESPONSES
	84	21,305	253
Total Respondents: 253			

### Q34 Do you feel part of the Harper community?

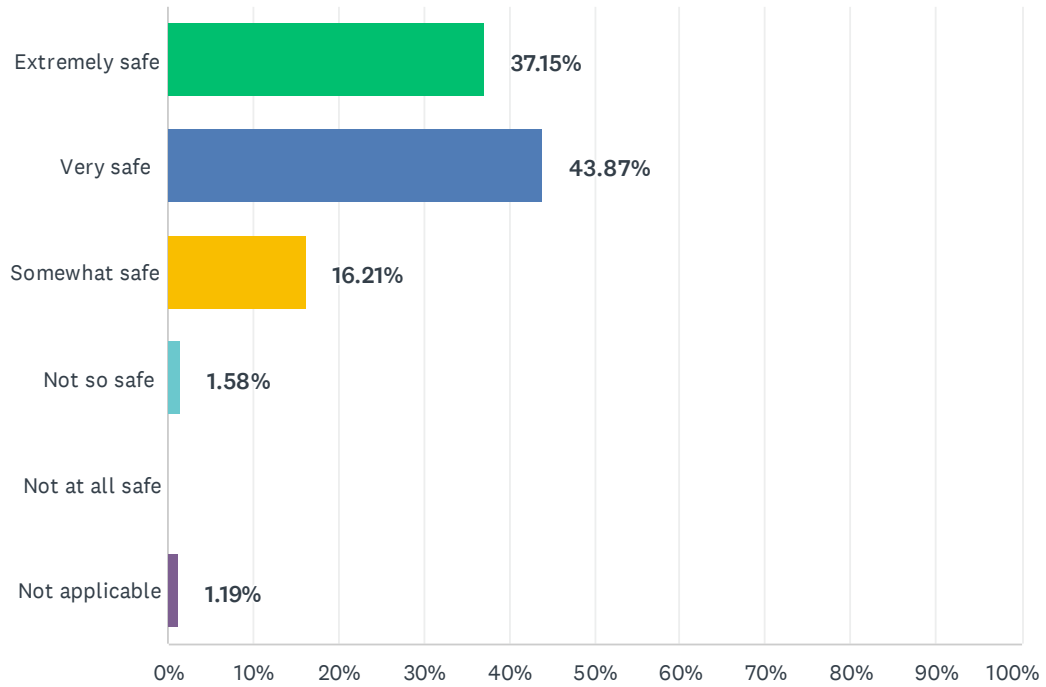
Answered: 253 Skipped: 30



ANSWER CHOICES	AVERAGE NUMBER	TOTAL NUMBER	RESPONSES
	73	18,487	253
Total Respondents: 253			

### Q35 How physically safe do you feel while on campus?

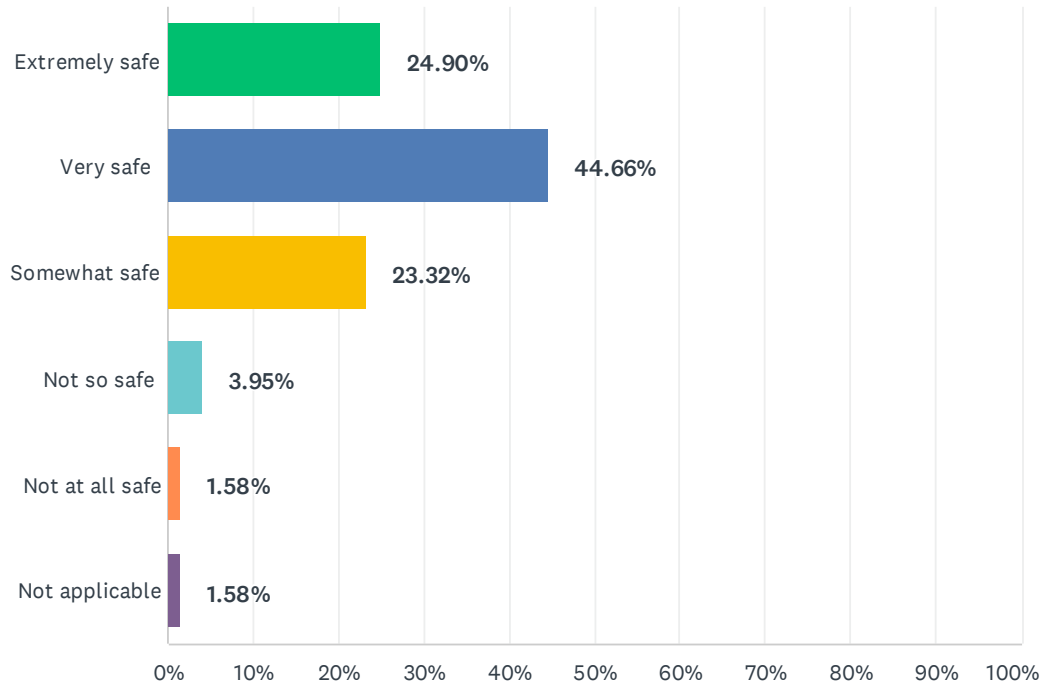
Answered: 253 Skipped: 30



ANSWER CHOICES	RESPONSES	
Extremely safe	37.15%	94
Very safe	43.87%	111
Somewhat safe	16.21%	41
Not so safe	1.58%	4
Not at all safe	0.00%	0
Not applicable	1.19%	3
<b>TOTAL</b>		<b>253</b>

## Q36 How emotionally safe do you feel while on campus?

Answered: 253 Skipped: 30



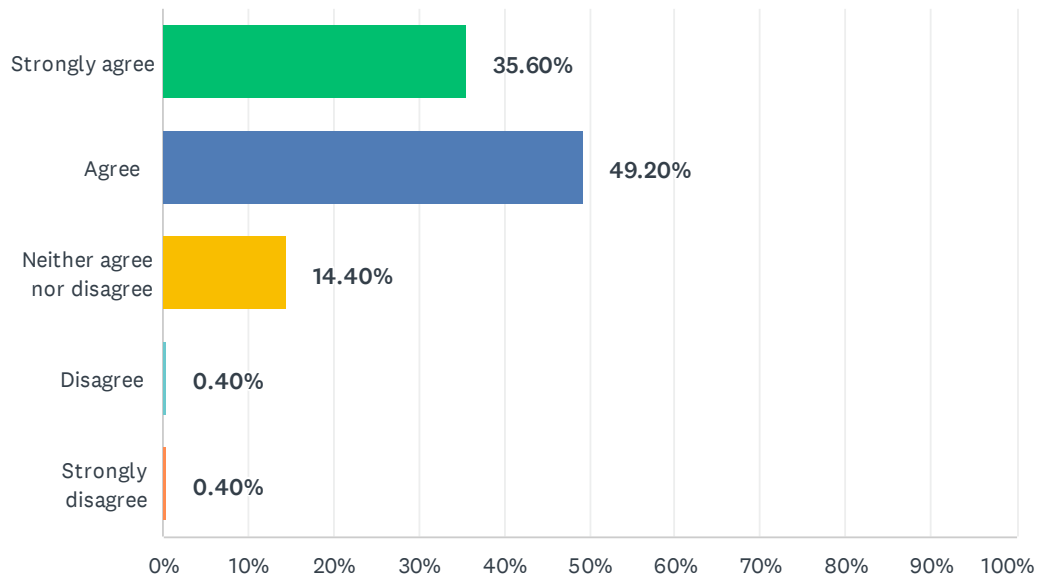
ANSWER CHOICES	RESPONSES	
Extremely safe	24.90%	63
Very safe	44.66%	113
Somewhat safe	23.32%	59
Not so safe	3.95%	10
Not at all safe	1.58%	4
Not applicable	1.58%	4
<b>TOTAL</b>		<b>253</b>

## Q37 How can Harper Adams and HASU help you build a stronger sense of community while at university?

Answered: 126 Skipped: 157

### Q38 I feel happy at university.

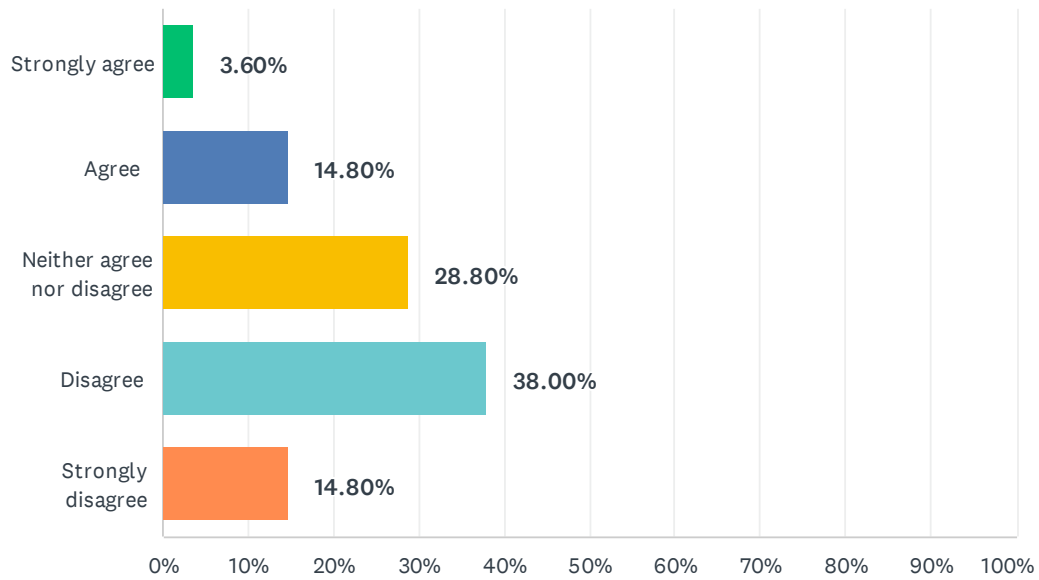
Answered: 250 Skipped: 33



ANSWER CHOICES	RESPONSES	
Strongly agree	35.60%	89
Agree	49.20%	123
Neither agree nor disagree	14.40%	36
Disagree	0.40%	1
Strongly disagree	0.40%	1
<b>TOTAL</b>		<b>250</b>

### Q39 I feel lonely at university.

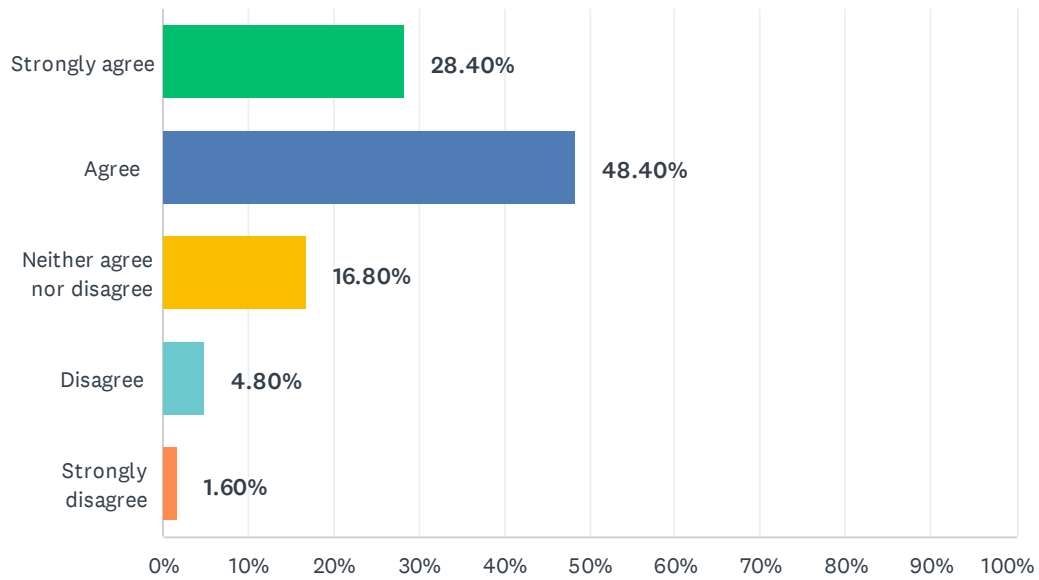
Answered: 250 Skipped: 33



ANSWER CHOICES	RESPONSES	
Strongly agree	3.60%	9
Agree	14.80%	37
Neither agree nor disagree	28.80%	72
Disagree	38.00%	95
Strongly disagree	14.80%	37
<b>TOTAL</b>		<b>250</b>

## Q40 I feel like I belong at my university.

Answered: 250 Skipped: 33



ANSWER CHOICES	RESPONSES	
Strongly agree	28.40%	71
Agree	48.40%	121
Neither agree nor disagree	16.80%	42
Disagree	4.80%	12
Strongly disagree	1.60%	4
<b>TOTAL</b>		<b>250</b>

## Q41 Overall, how would you rate your mental health?

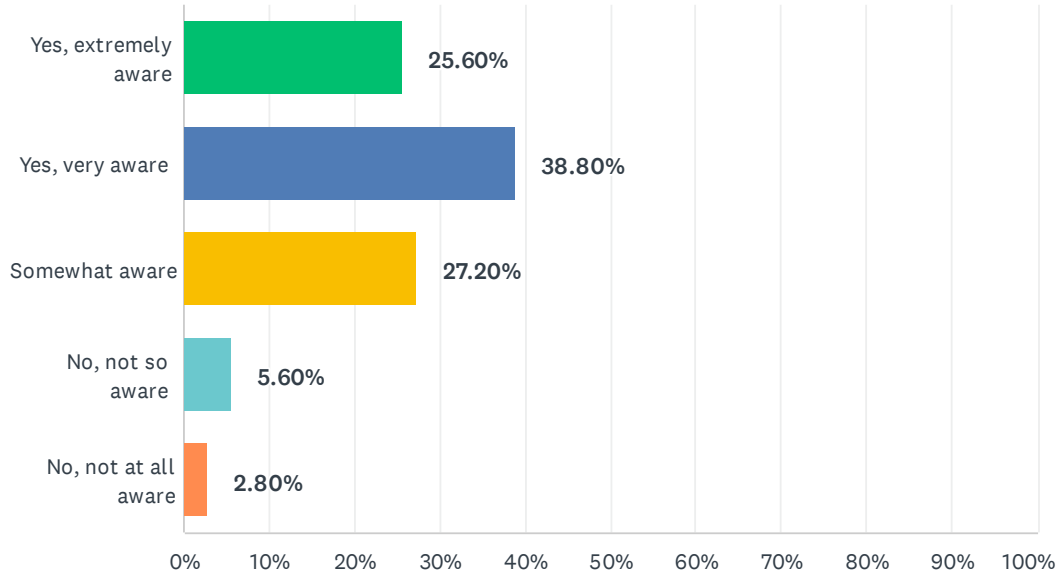
Answered: 250 Skipped: 33



ANSWER CHOICES	AVERAGE NUMBER	TOTAL NUMBER	RESPONSES
	69	17,139	250
Total Respondents: 250			

## Q42 Are you aware of what Harper offers in terms of supporting mental health?

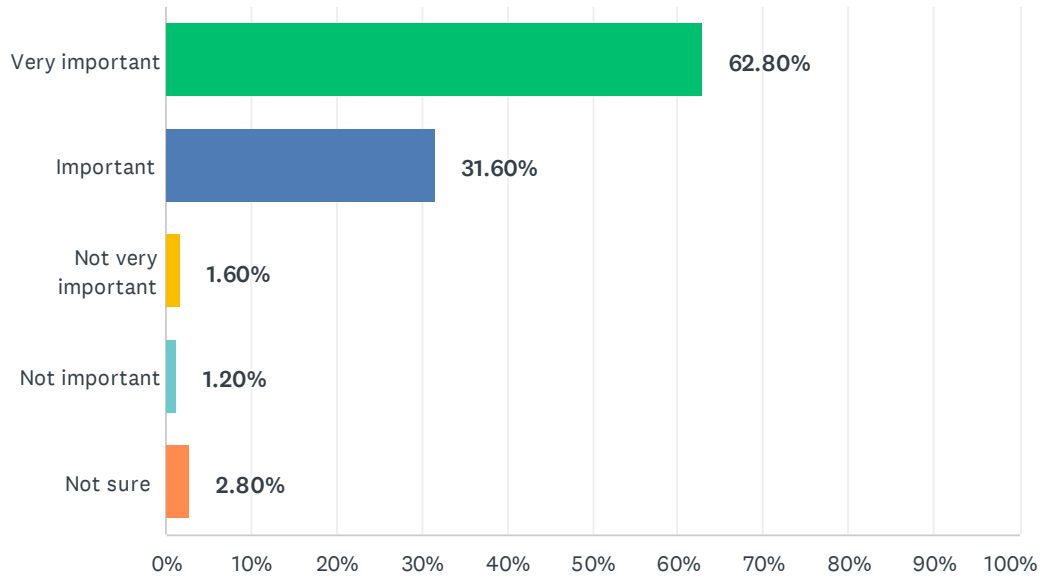
Answered: 250 Skipped: 33



ANSWER CHOICES	RESPONSES	
Yes, extremely aware	25.60%	64
Yes, very aware	38.80%	97
Somewhat aware	27.20%	68
No, not so aware	5.60%	14
No, not at all aware	2.80%	7
<b>TOTAL</b>		<b>250</b>

### Q43 How important is it to have free period products available on campus?

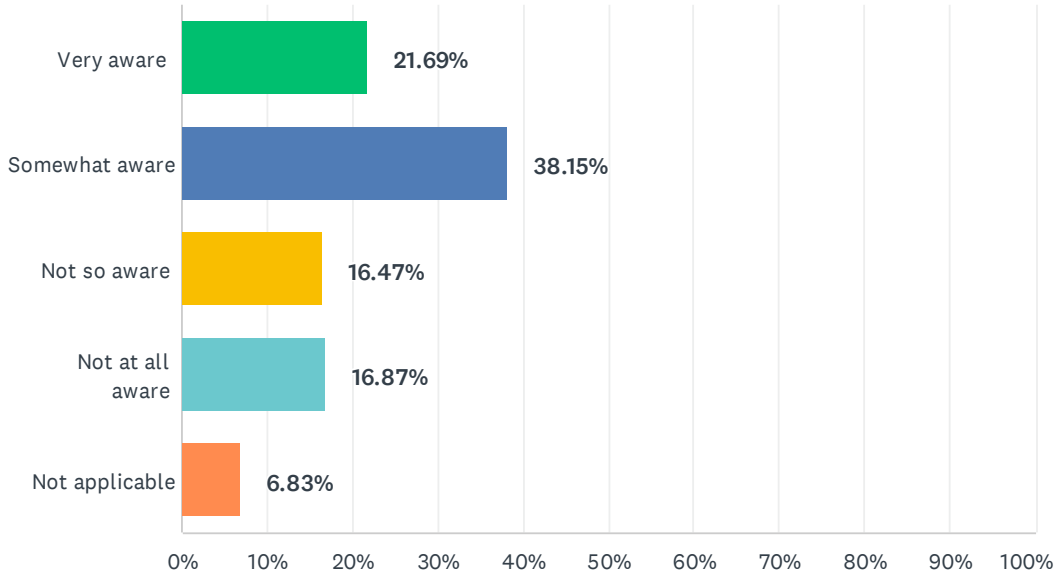
Answered: 250 Skipped: 33



ANSWER CHOICES	RESPONSES	
Very important	62.80%	157
Important	31.60%	79
Not very important	1.60%	4
Not important	1.20%	3
Not sure	2.80%	7
<b>TOTAL</b>		<b>250</b>

## Q44 Are you aware of where free period products can be found on campus?

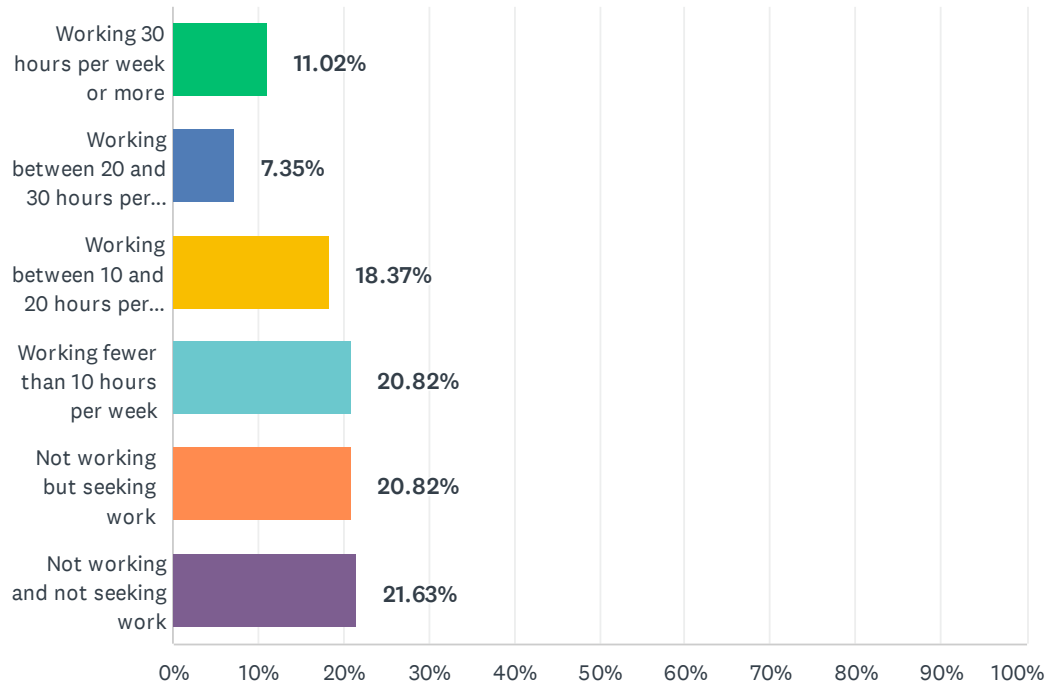
Answered: 249 Skipped: 34



ANSWER CHOICES	RESPONSES	
Very aware	21.69%	54
Somewhat aware	38.15%	95
Not so aware	16.47%	41
Not at all aware	16.87%	42
Not applicable	6.83%	17
<b>TOTAL</b>		<b>249</b>

## Q45 Which of the following describes your current working status?

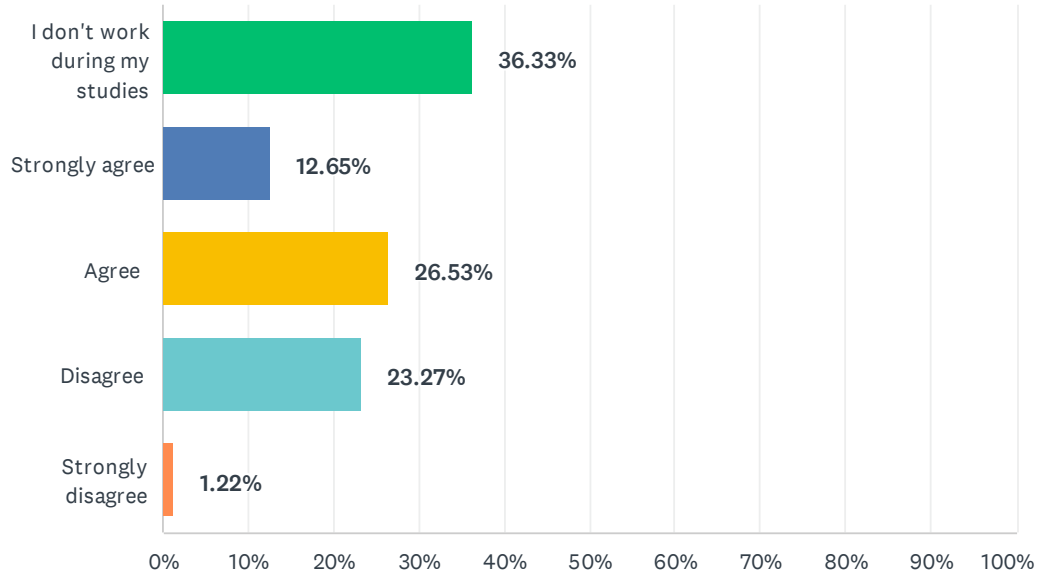
Answered: 245 Skipped: 38



ANSWER CHOICES	RESPONSES	
Working 30 hours per week or more	11.02%	27
Working between 20 and 30 hours per week	7.35%	18
Working between 10 and 20 hours per week	18.37%	45
Working fewer than 10 hours per week	20.82%	51
Not working but seeking work	20.82%	51
Not working and not seeking work	21.63%	53
<b>TOTAL</b>		<b>245</b>

### Q46 If you work during your studies, to what extent do you agree with the following "working interferes with my studies"?

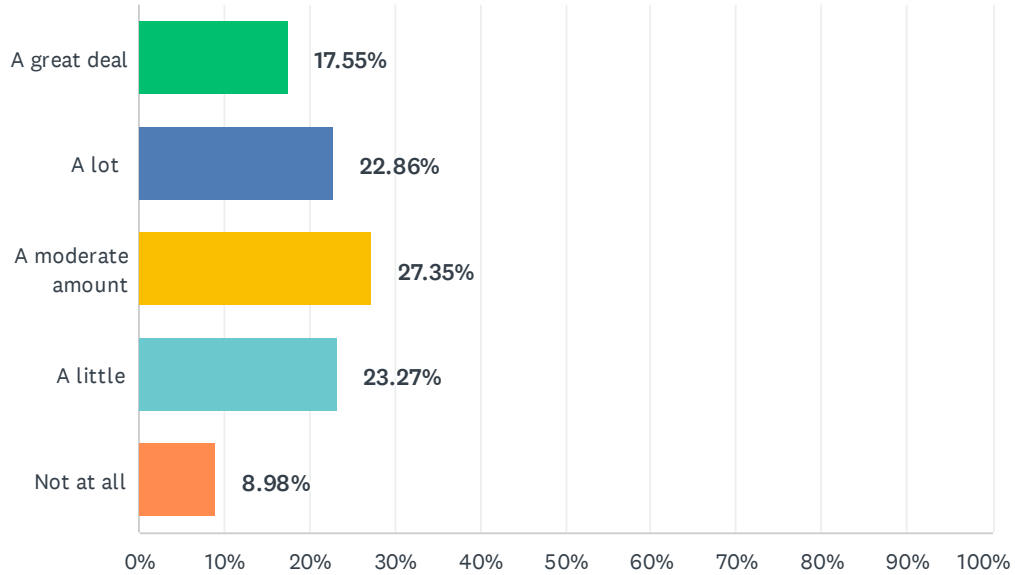
Answered: 245 Skipped: 38



ANSWER CHOICES	RESPONSES	
I don't work during my studies	36.33%	89
Strongly agree	12.65%	31
Agree	26.53%	65
Disagree	23.27%	57
Strongly disagree	1.22%	3
<b>TOTAL</b>		<b>245</b>

## Q47 To what extent do financial pressures negatively affect your mental health?

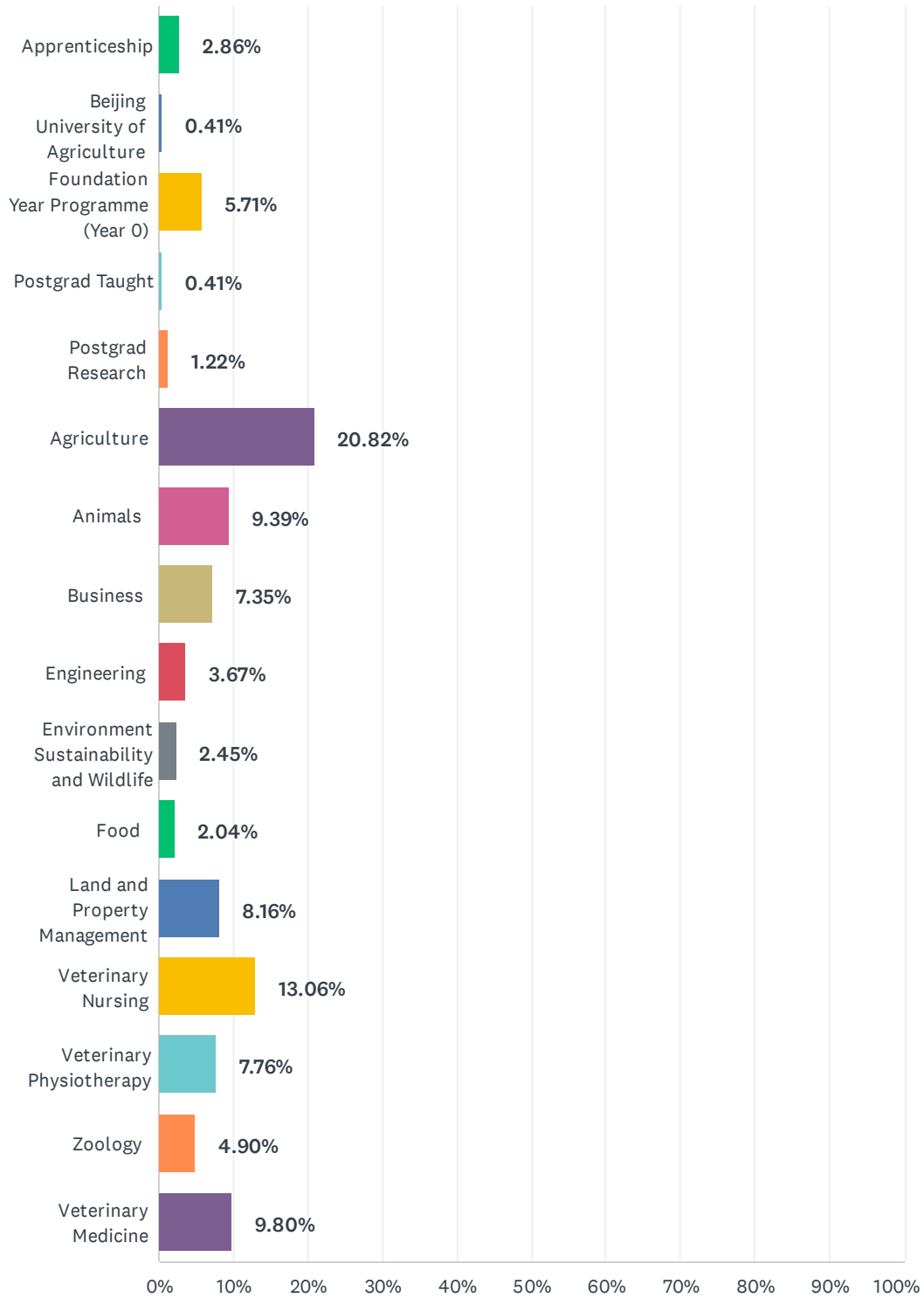
Answered: 245 Skipped: 38



ANSWER CHOICES	RESPONSES	
A great deal	17.55%	43
A lot	22.86%	56
A moderate amount	27.35%	67
A little	23.27%	57
Not at all	8.98%	22
<b>TOTAL</b>		<b>245</b>

## Q48 What course are you on?

Answered: 245 Skipped: 38

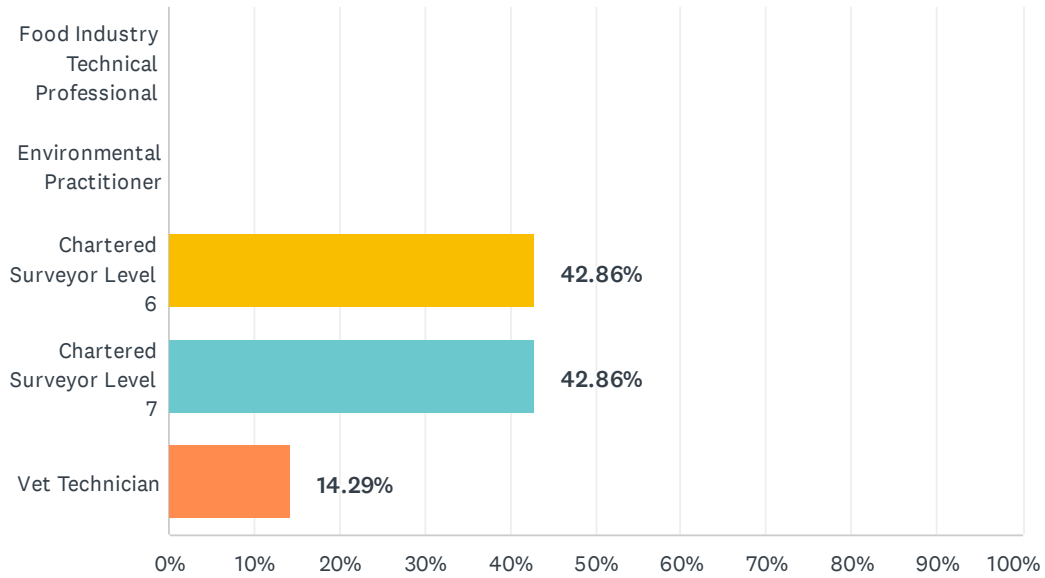


## HASU Student Voice Survey - 2025/2026

ANSWER CHOICES	RESPONSES	
Apprenticeship	2.86%	7
Beijing University of Agriculture	0.41%	1
Foundation Year Programme (Year 0)	5.71%	14
Postgrad Taught	0.41%	1
Postgrad Research	1.22%	3
Agriculture	20.82%	51
Animals	9.39%	23
Business	7.35%	18
Engineering	3.67%	9
Environment Sustainability and Wildlife	2.45%	6
Food	2.04%	5
Land and Property Management	8.16%	20
Veterinary Nursing	13.06%	32
Veterinary Physiotherapy	7.76%	19
Zoology	4.90%	12
Veterinary Medicine	9.80%	24
<b>TOTAL</b>		<b>245</b>

## Q49 Which apprenticeship program are you on?

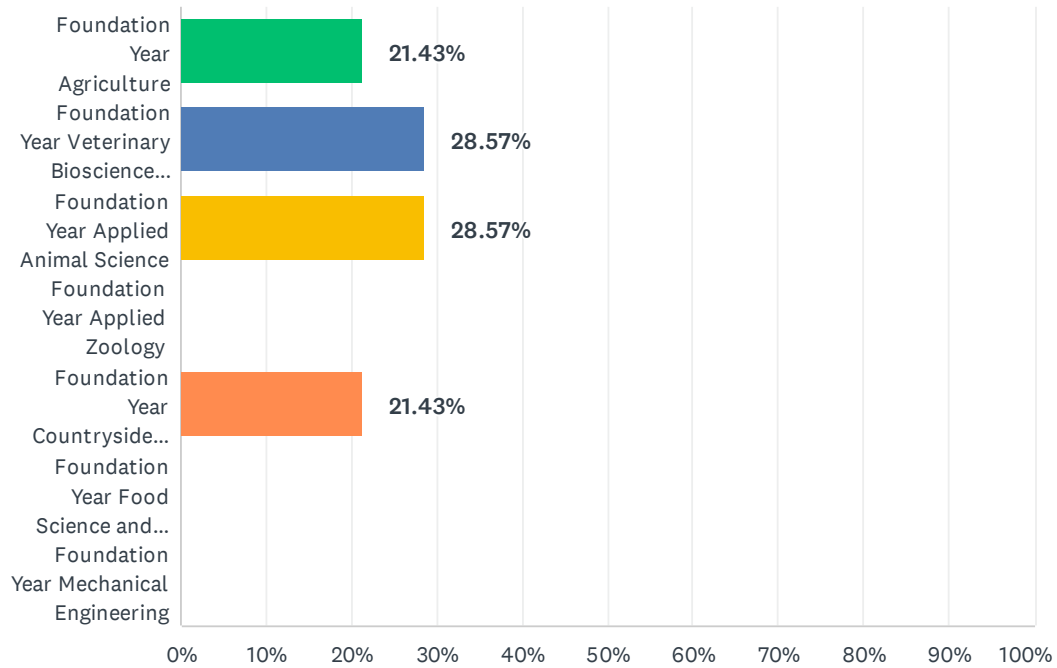
Answered: 7 Skipped: 276



ANSWER CHOICES	RESPONSES	
Food Industry Technical Professional	0.00%	0
Environmental Practitioner	0.00%	0
Chartered Surveyor Level 6	42.86%	3
Chartered Surveyor Level 7	42.86%	3
Vet Technician	14.29%	1
<b>TOTAL</b>		<b>7</b>

## Q50 Which stream of the Foundation Year Program are you on?

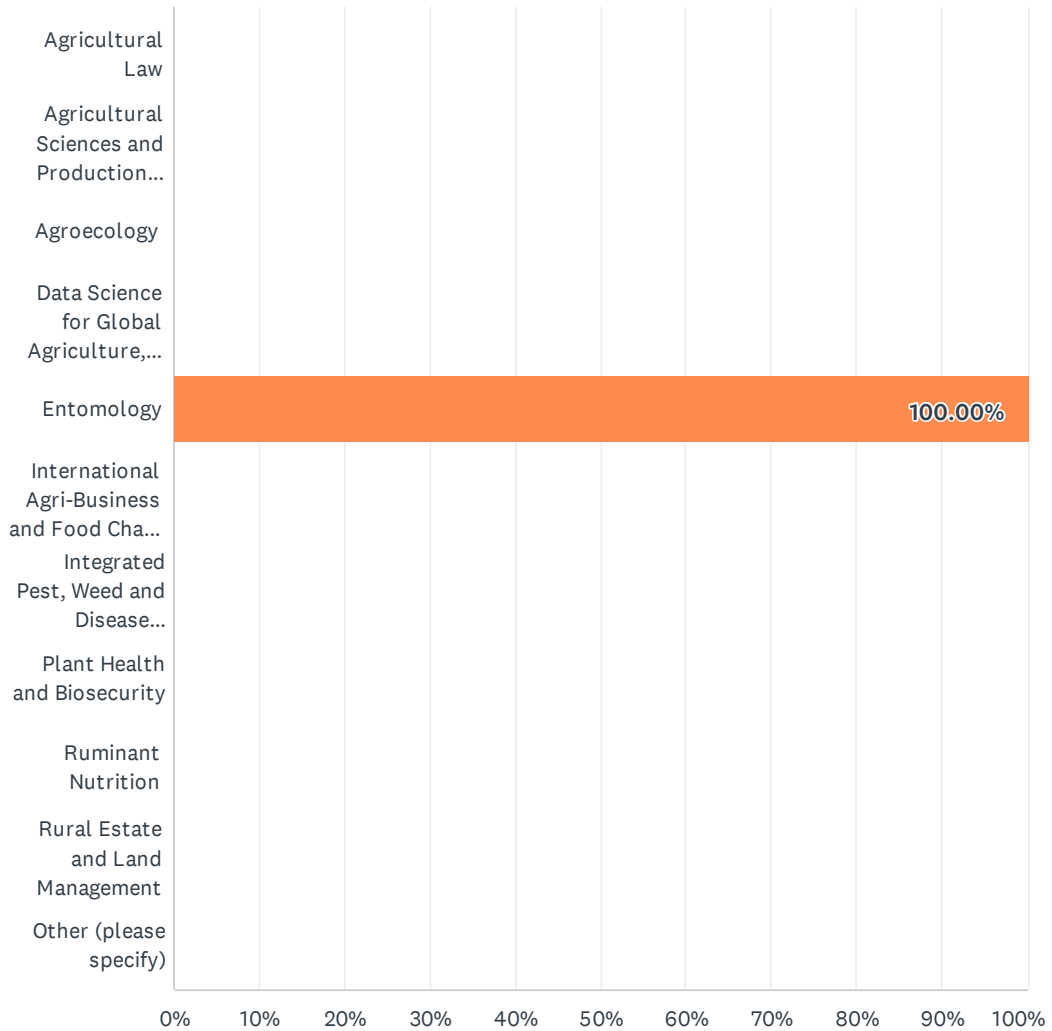
Answered: 14 Skipped: 269



ANSWER CHOICES	RESPONSES	
Foundation Year Agriculture	21.43%	3
Foundation Year Veterinary Bioscience (with Access to Veterinary Medicine)	28.57%	4
Foundation Year Applied Animal Science	28.57%	4
Foundation Year Applied Zoology	0.00%	0
Foundation Year Countryside Management	21.43%	3
Foundation Year Food Science and Innovation	0.00%	0
Foundation Year Mechanical Engineering	0.00%	0
<b>TOTAL</b>		<b>14</b>

## Q51 Which stream of the Postgrad program are you on?

Answered: 1 Skipped: 282

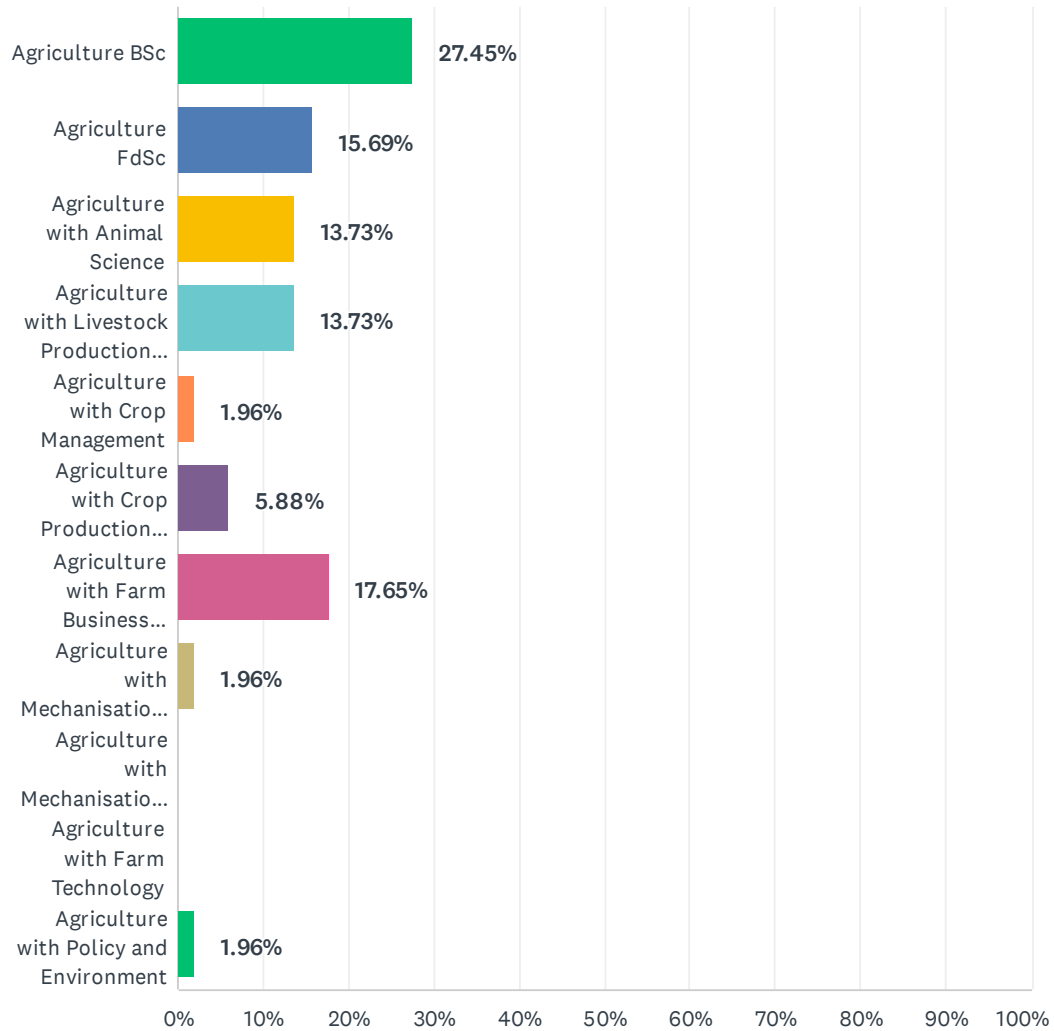


HASU Student Voice Survey - 2025/2026

ANSWER CHOICES	RESPONSES	
Agricultural Law	0.00%	0
Agricultural Sciences and Production Systems	0.00%	0
Agroecology	0.00%	0
Data Science for Global Agriculture, Food and Environment	0.00%	0
Entomology	100.00%	1
International Agri-Business and Food Chain Management	0.00%	0
Integrated Pest, Weed and Disease Management	0.00%	0
Plant Health and Biosecurity	0.00%	0
Ruminant Nutrition	0.00%	0
Rural Estate and Land Management	0.00%	0
Other (please specify)	0.00%	0
<b>TOTAL</b>		<b>1</b>

## Q52 Which stream of Agriculture are you on?

Answered: 51 Skipped: 232

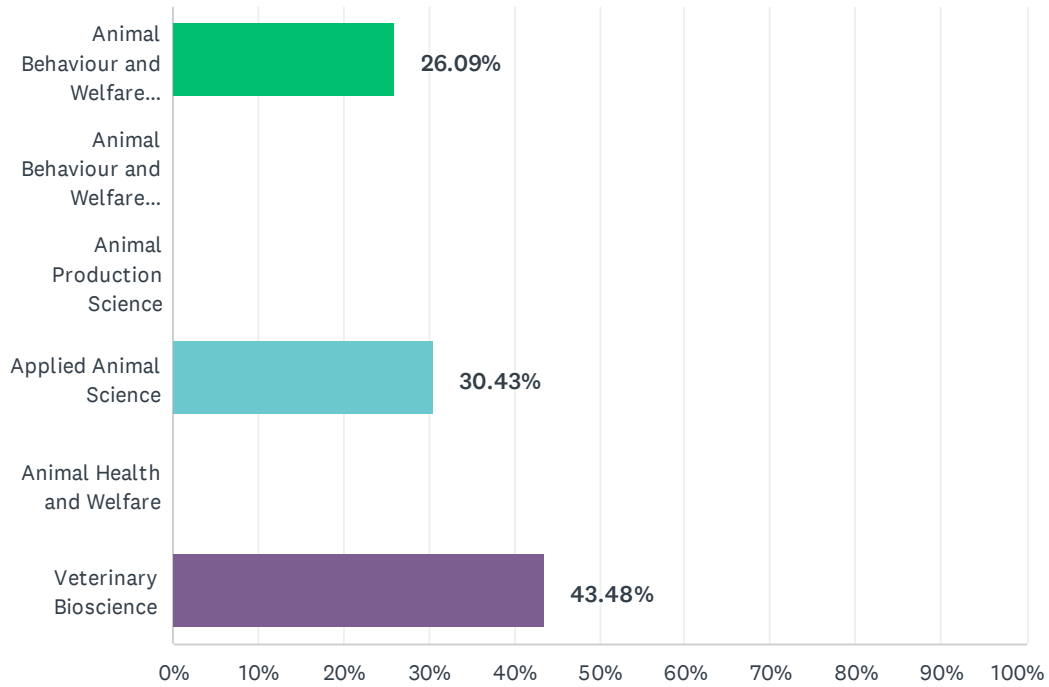


## HASU Student Voice Survey - 2025/2026

ANSWER CHOICES	RESPONSES	
Agriculture BSc	27.45%	14
Agriculture FdSc	15.69%	8
Agriculture with Animal Science	13.73%	7
Agriculture with Livestock Production Science	13.73%	7
Agriculture with Crop Management	1.96%	1
Agriculture with Crop Production Science	5.88%	3
Agriculture with Farm Business Management	17.65%	9
Agriculture with Mechanisation BSc	1.96%	1
Agriculture with Mechanisation FdSc	0.00%	0
Agriculture with Farm Technology	0.00%	0
Agriculture with Policy and Environment	1.96%	1
<b>TOTAL</b>		<b>51</b>

## Q53 Which stream of Animals are you on?

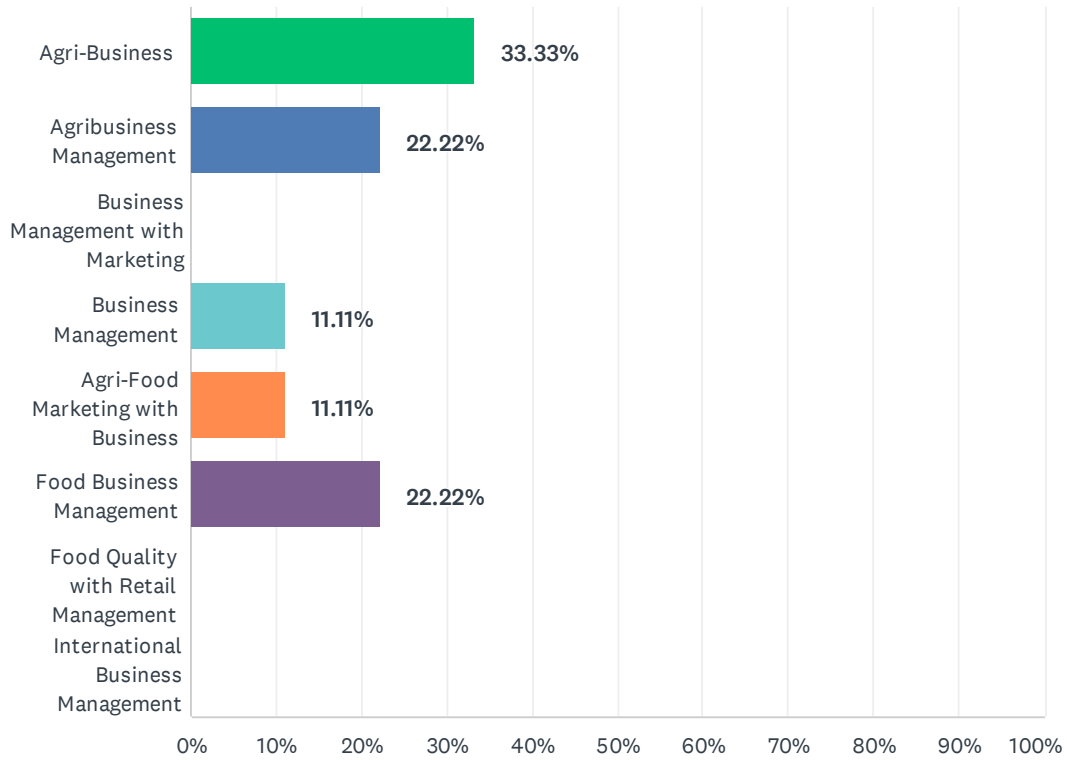
Answered: 23 Skipped: 260



ANSWER CHOICES	RESPONSES	
Animal Behaviour and Welfare (clinical)	26.09%	6
Animal Behaviour and Welfare (non-clinical)	0.00%	0
Animal Production Science	0.00%	0
Applied Animal Science	30.43%	7
Animal Health and Welfare	0.00%	0
Veterinary Bioscience	43.48%	10
<b>TOTAL</b>		<b>23</b>

## Q54 Which stream of Business are you on?

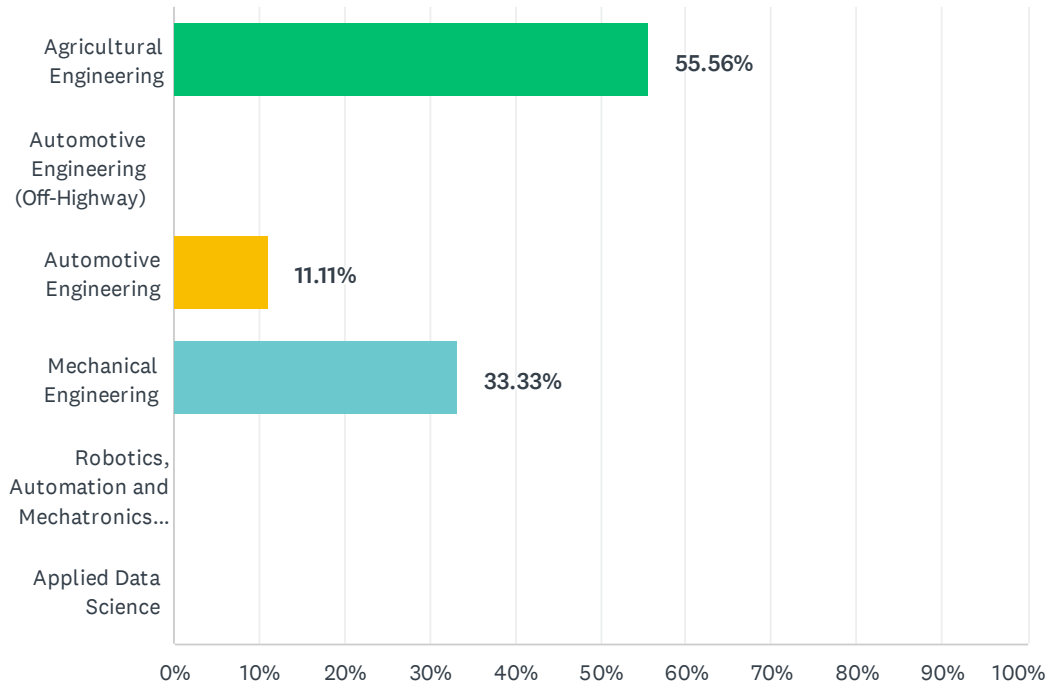
Answered: 18 Skipped: 265



ANSWER CHOICES	RESPONSES	
Agri-Business	33.33%	6
Agribusiness Management	22.22%	4
Business Management with Marketing	0.00%	0
Business Management	11.11%	2
Agri-Food Marketing with Business	11.11%	2
Food Business Management	22.22%	4
Food Quality with Retail Management	0.00%	0
International Business Management	0.00%	0
<b>TOTAL</b>		<b>18</b>

## Q55 Which stream of Engineering are you on?

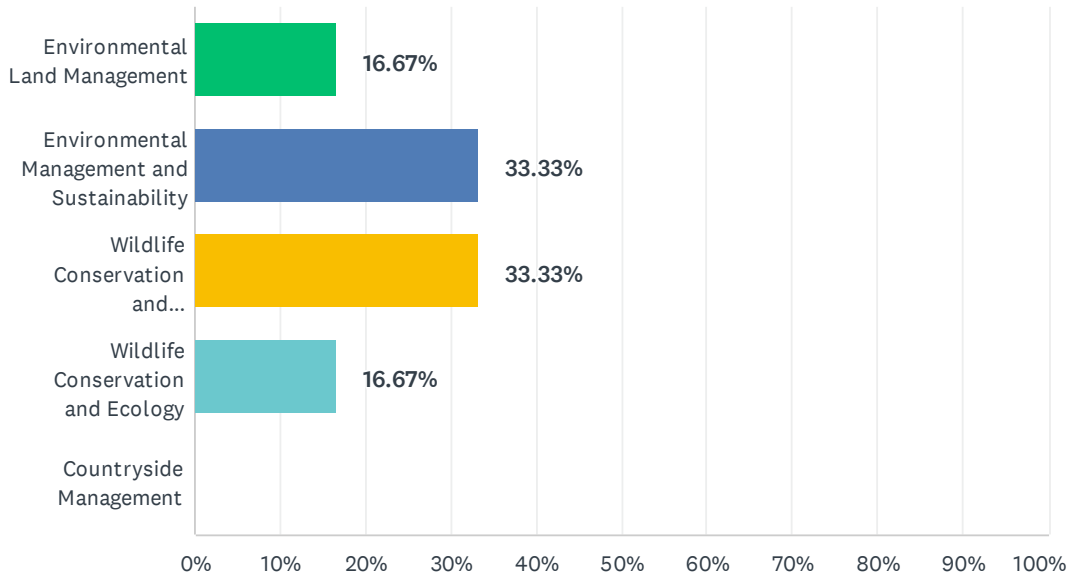
Answered: 9 Skipped: 274



ANSWER CHOICES	RESPONSES	
Agricultural Engineering	55.56%	5
Automotive Engineering (Off-Highway)	0.00%	0
Automotive Engineering	11.11%	1
Mechanical Engineering	33.33%	3
Robotics, Automation and Mechatronics Engineering	0.00%	0
Applied Data Science	0.00%	0
<b>TOTAL</b>		<b>9</b>

## Q56 Which stream of Environment Sustainability and Wildlife are you on?

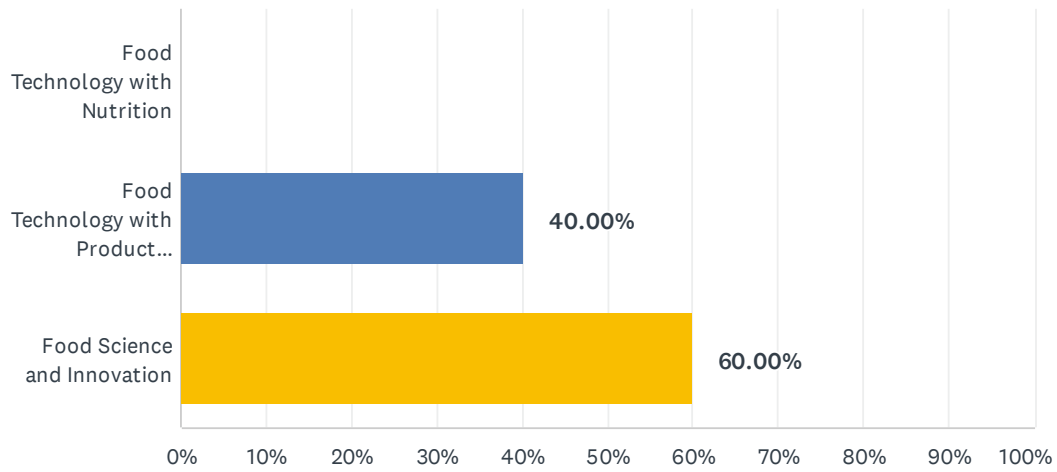
Answered: 6 Skipped: 277



ANSWER CHOICES	RESPONSES	
Environmental Land Management	16.67%	1
Environmental Management and Sustainability	33.33%	2
Wildlife Conservation and Environmental Management	33.33%	2
Wildlife Conservation and Ecology	16.67%	1
Countryside Management	0.00%	0
<b>TOTAL</b>		<b>6</b>

## Q57 Which stream of Food are you on?

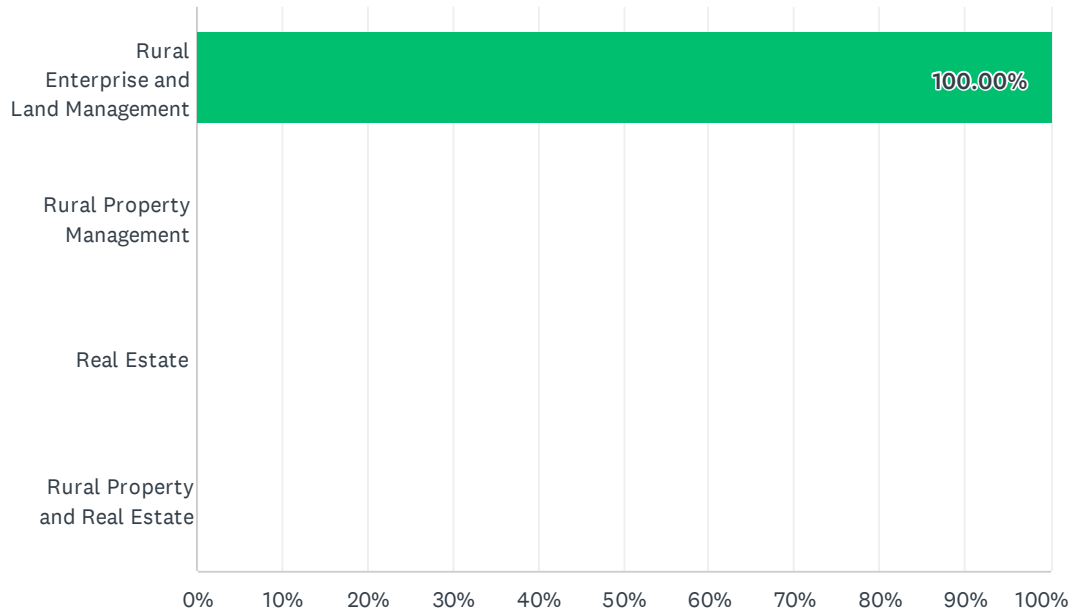
Answered: 5 Skipped: 278



ANSWER CHOICES	RESPONSES	
Food Technology with Nutrition	0.00%	0
Food Technology with Product Development	40.00%	2
Food Science and Innovation	60.00%	3
<b>TOTAL</b>		<b>5</b>

## Q58 Which stream of Land and Property Management are you on?

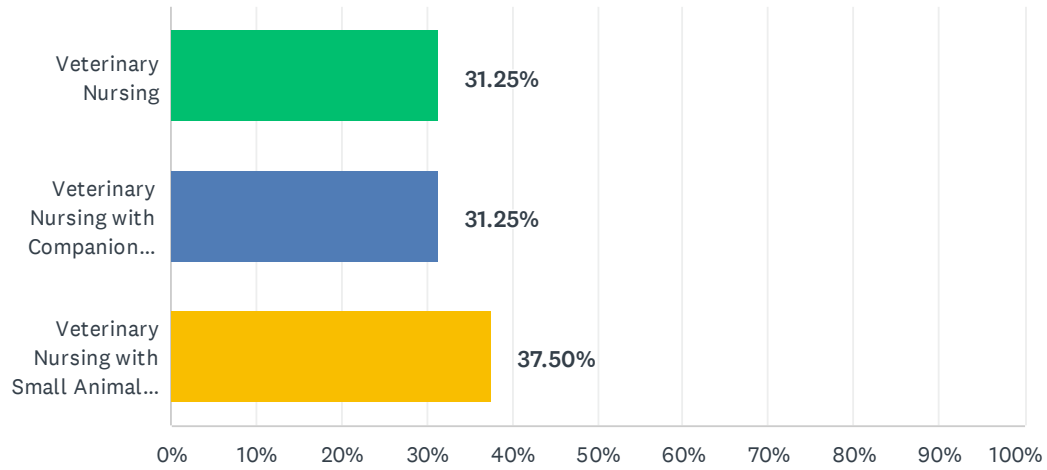
Answered: 20 Skipped: 263



ANSWER CHOICES	RESPONSES	
Rural Enterprise and Land Management	100.00%	20
Rural Property Management	0.00%	0
Real Estate	0.00%	0
Rural Property and Real Estate	0.00%	0
<b>TOTAL</b>		<b>20</b>

## Q59 Which stream of Veterinary Nursing are you on?

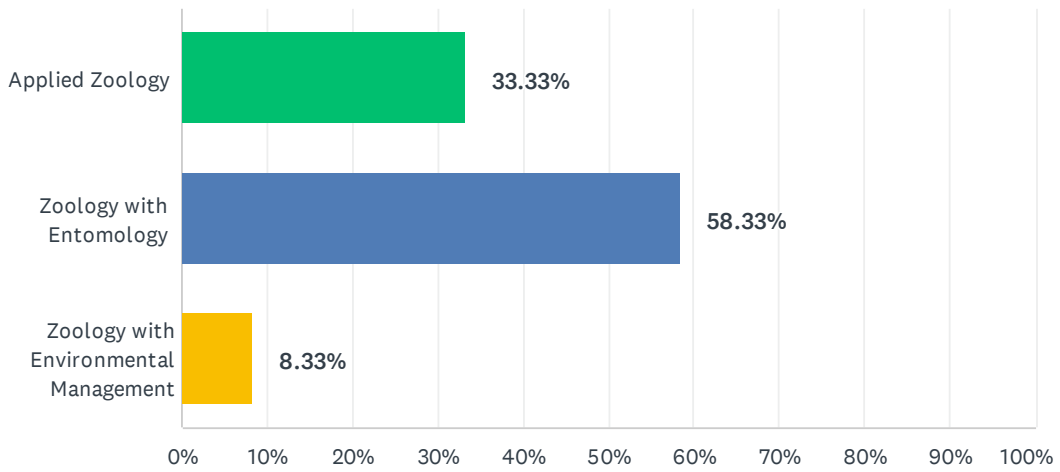
Answered: 32 Skipped: 251



ANSWER CHOICES	RESPONSES	
Veterinary Nursing	31.25%	10
Veterinary Nursing with Companion Animal Behaviour	31.25%	10
Veterinary Nursing with Small Animal Rehabilitation	37.50%	12
<b>TOTAL</b>		<b>32</b>

## Q60 Which stream of Zoology are you on?

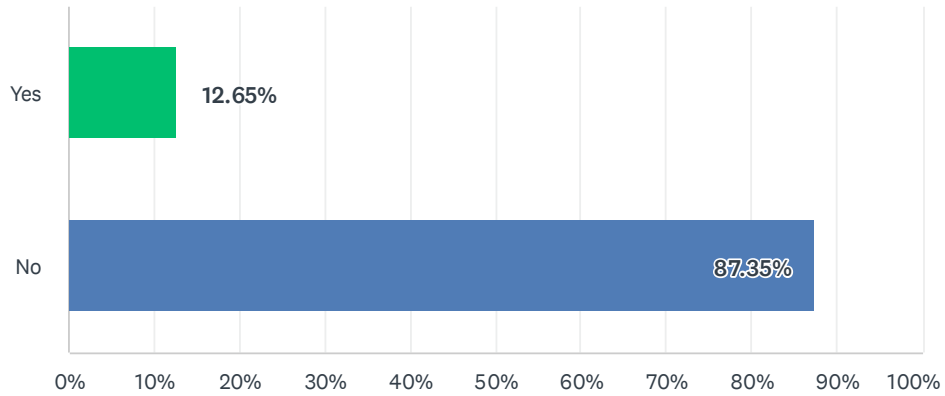
Answered: 12 Skipped: 271



ANSWER CHOICES	RESPONSES	
Applied Zoology	33.33%	4
Zoology with Entomology	58.33%	7
Zoology with Environmental Management	8.33%	1
<b>TOTAL</b>		<b>12</b>

### Q61 Are you a mature student (aged 21 or over when you started your course)?

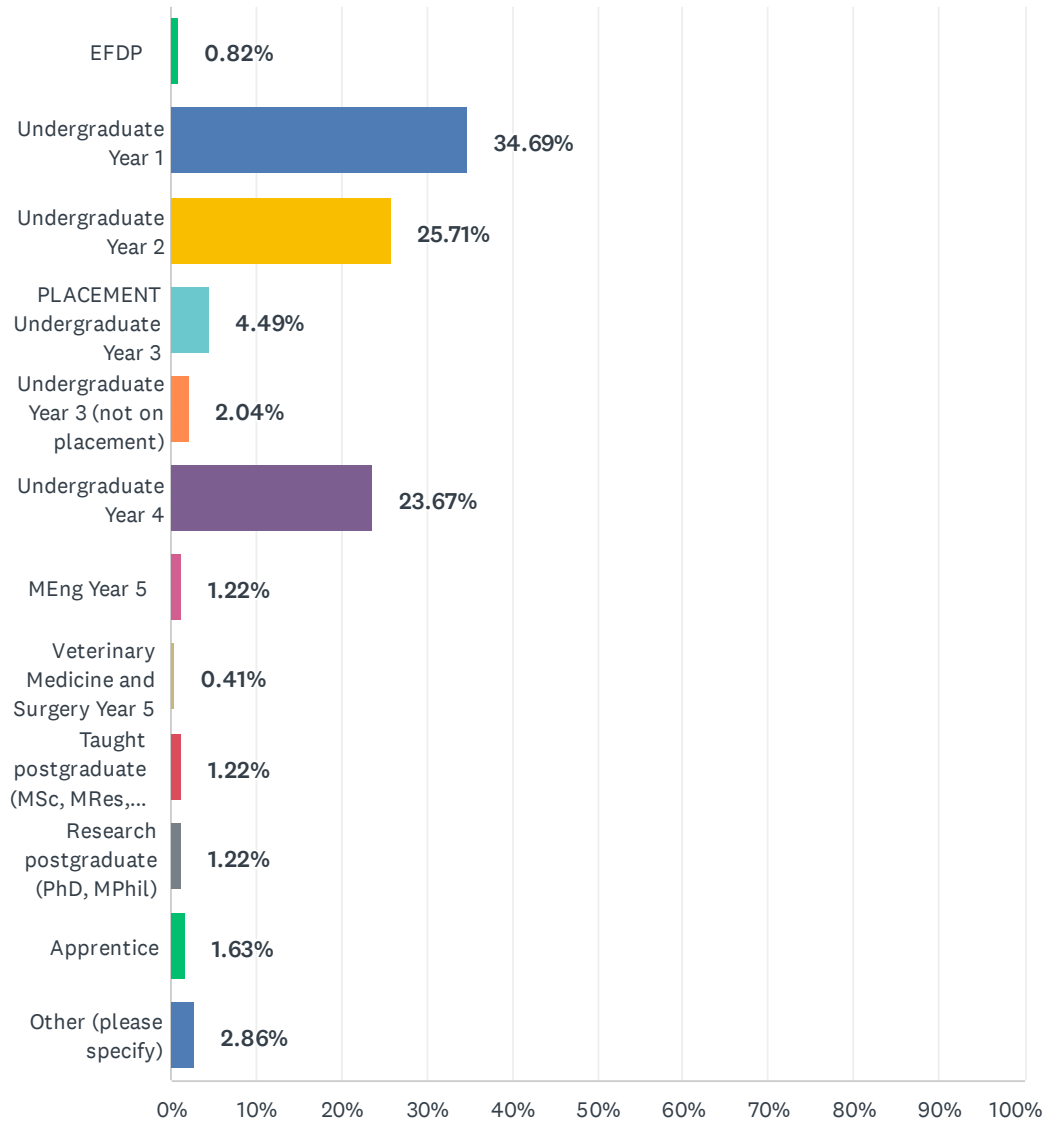
Answered: 245 Skipped: 38



ANSWER CHOICES	RESPONSES	
Yes	12.65%	31
No	87.35%	214
TOTAL		245

## Q62 What year of study are you in?

Answered: 245 Skipped: 38

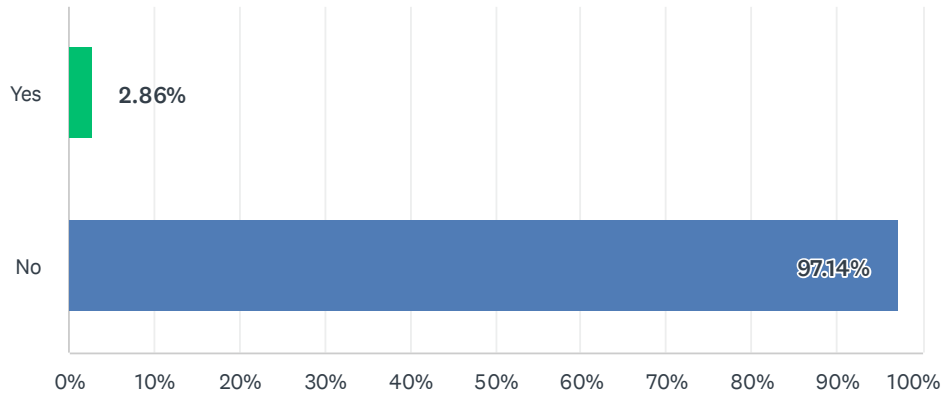


## HASU Student Voice Survey - 2025/2026

ANSWER CHOICES	RESPONSES	
EFDP	0.82%	2
Undergraduate Year 1	34.69%	85
Undergraduate Year 2	25.71%	63
PLACEMENT Undergraduate Year 3	4.49%	11
Undergraduate Year 3 (not on placement)	2.04%	5
Undergraduate Year 4	23.67%	58
MEng Year 5	1.22%	3
Veterinary Medicine and Surgery Year 5	0.41%	1
Taught postgraduate (MSc, MRes, PgC, PgD)	1.22%	3
Research postgraduate (PhD, MPhil)	1.22%	3
Apprentice	1.63%	4
Other (please specify)	2.86%	7
<b>TOTAL</b>		<b>245</b>

## Q63 Are you an international student?

Answered: 245 Skipped: 38

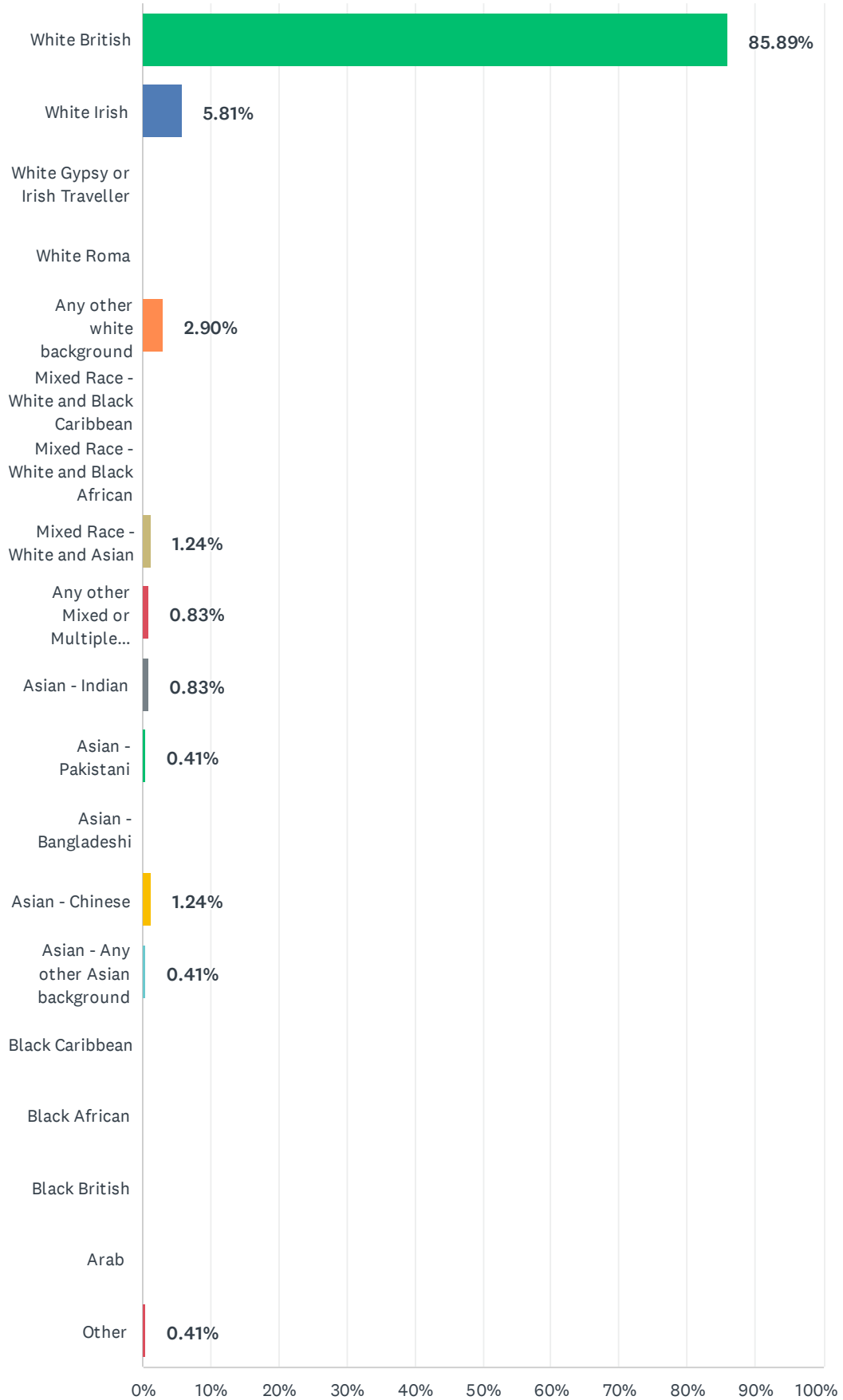


ANSWER CHOICES	RESPONSES
Yes	2.86% 7
No	97.14% 238
TOTAL	245

## Q64 What is your ethnicity?

Answered: 241 Skipped: 42

# HASU Student Voice Survey - 2025/2026

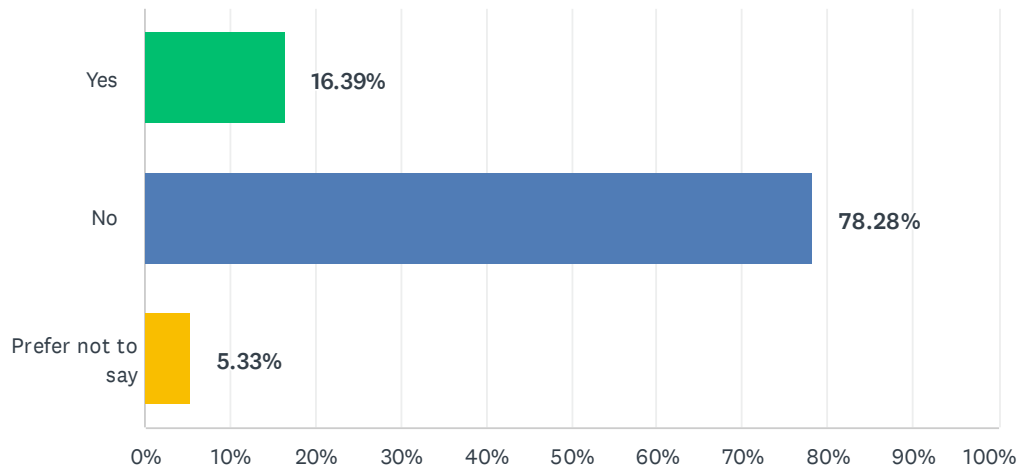


HASU Student Voice Survey - 2025/2026

ANSWER CHOICES	RESPONSES	
White British	85.89%	207
White Irish	5.81%	14
White Gypsy or Irish Traveller	0.00%	0
White Roma	0.00%	0
Any other white background	2.90%	7
Mixed Race - White and Black Caribbean	0.00%	0
Mixed Race - White and Black African	0.00%	0
Mixed Race - White and Asian	1.24%	3
Any other Mixed or Multiple background	0.83%	2
Asian - Indian	0.83%	2
Asian - Pakistani	0.41%	1
Asian - Bangladeshi	0.00%	0
Asian - Chinese	1.24%	3
Asian - Any other Asian background	0.41%	1
Black Caribbean	0.00%	0
Black African	0.00%	0
Black British	0.00%	0
Arab	0.00%	0
Other	0.41%	1
<b>TOTAL</b>		<b>241</b>

## Q65 Do you define yourself as a student with a disability?

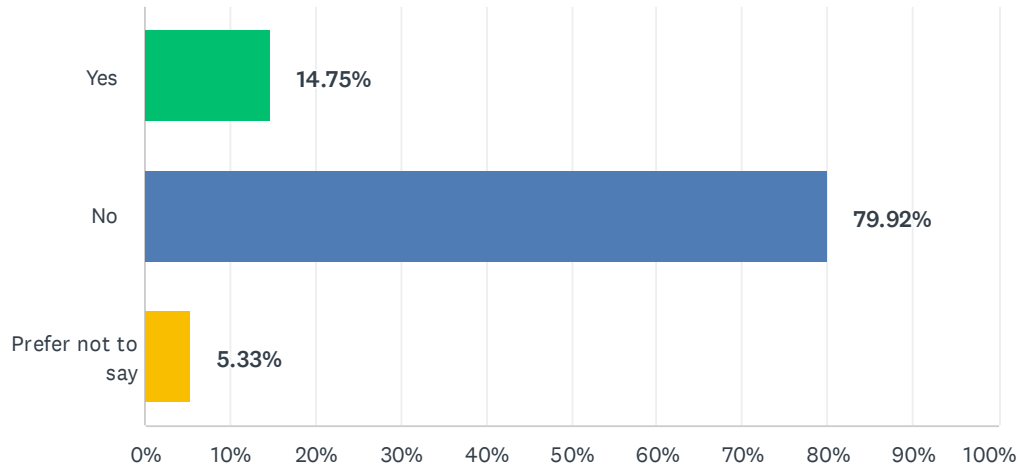
Answered: 244 Skipped: 39



ANSWER CHOICES	RESPONSES	
Yes	16.39%	40
No	78.28%	191
Prefer not to say	5.33%	13
<b>TOTAL</b>		<b>244</b>

## Q66 Do you consider yourself a member of the LGBTQ+ community?

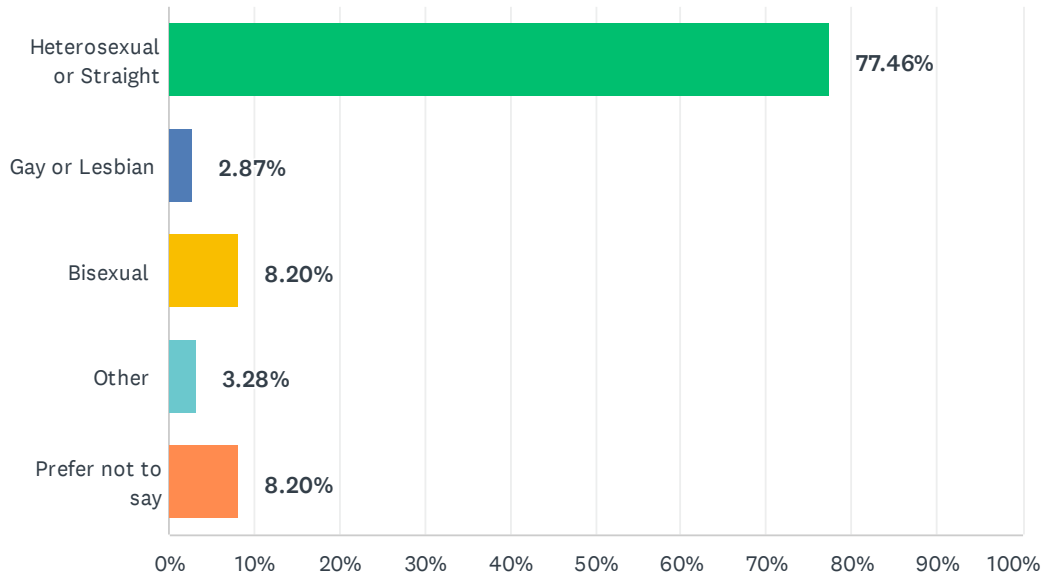
Answered: 244 Skipped: 39



ANSWER CHOICES	RESPONSES	
Yes	14.75%	36
No	79.92%	195
Prefer not to say	5.33%	13
<b>TOTAL</b>		<b>244</b>

## Q67 How would you describe yourself?

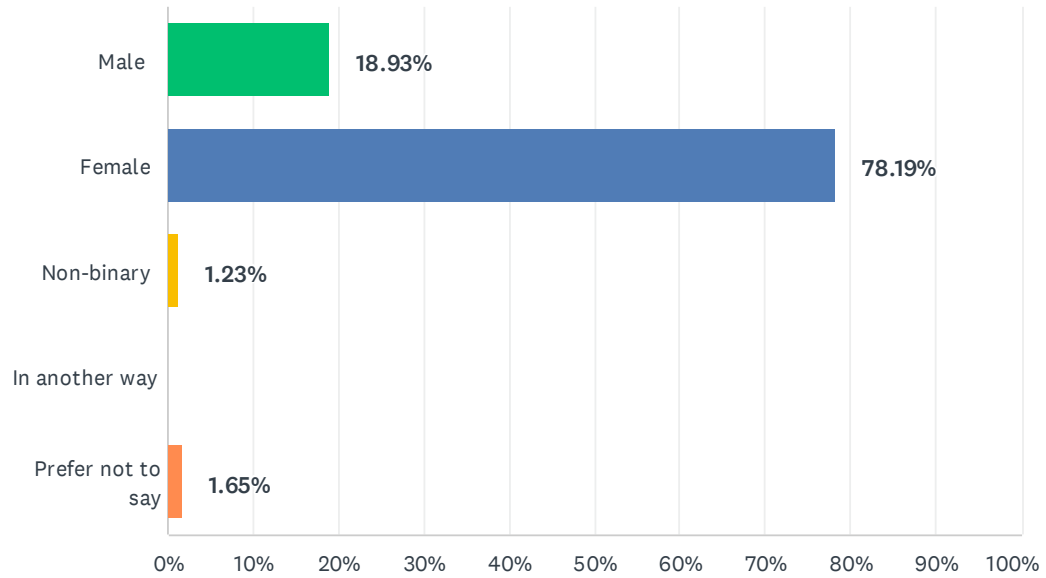
Answered: 244 Skipped: 39



ANSWER CHOICES	RESPONSES	
Heterosexual or Straight	77.46%	189
Gay or Lesbian	2.87%	7
Bisexual	8.20%	20
Other	3.28%	8
Prefer not to say	8.20%	20
<b>TOTAL</b>		<b>244</b>

## Q68 How would you describe yourself?

Answered: 243 Skipped: 40



ANSWER CHOICES	RESPONSES	
Male	18.93%	46
Female	78.19%	190
Non-binary	1.23%	3
In another way	0.00%	0
Prefer not to say	1.65%	4
<b>TOTAL</b>		<b>243</b>

Q69 This survey is anonymous and the following question will not be linked to you in any way: is there any feedback that you would like HASU to know?

Answered: 110 Skipped: 173

Q70 If you'd like to enter the prize draw, please enter your student email.  
This will be used for our prize draw only. All responses will remain  
anonymous.

Answered: 224 Skipped: 59